

POLICE DEPARTMENT

From July 1, 2011 through June 30, 2012, the Palmer Police Department answered approximately 16,944 calls for service. From these calls 2,131 criminal offenses were recorded and investigated. Additionally, 909 individuals were arrested and/or summoned to court. More than 2,066 traffic citations were issued and 308 traffic crashes, involving 490 operators, were investigated. These accidents resulted in injuries to 109 individuals. There were no fatal traffic crashes during this reporting period. A complete statistical report of the year's activity follows this report.

The department is currently comprised of 20 full-time and 4 part-time police officers, in addition to 6 full-time and 1 part-time civilian members.

The department received the following grants during this reporting period:

Traffic Enforcement Grant (Governor's Highway Safety Bureau) - \$7,000 to be used for speed, seat belt, drunk driving and red light enforcement as part of the state's "Click It or Ticket" and "You Drink – You Drive – You Lose" campaigns. Due to tight fiscal constraints, \$3,000, which was to be used to purchase radar units and tint meters, was eliminated from the grant.

9-1-1 Training Grant (State 911 Department) - \$5,000 total award. Through this program, governmental entities hosting primary Public Safety Answering Points (PSAPs) are eligible to receive reimbursement for training-related costs associated with the 9-1-1 system. Eligible awards are based on a rounded formula of 9-1-1 calls received and population served, with a minimum award of \$5,000.

PSAP Support and Incentive Grant (State 911 Department) - \$35,000 total award. The purpose of the State 911 Department Public Safety Answering Point (PSAP) and Regional Emergency Communication Center (RECC) Support and Incentive Grants is to assist PSAPs and regional emergency centers in providing enhanced 911 services and to encourage the development of regional PSAPs, regional secondary PSAPs and regional emergency communication centers.

Fiscal Year 2012 saw some significant weather events that challenged the delivery of public safety. In August of 2011, Hurricane Irene brought high winds, but less rainfall to our area than was predicted. This kept damage to a minimum and, compared to communities in Franklin and Berkshire counties, and in New Hampshire and Vermont, which suffered severe flooding and property damage, our area endured only minor affects.

Perhaps the worst event in recent memory struck our community, and most of the western part of the state, on October 31, 2011. An early season snowfall dropped more than 18 inches of heavy, wet snow on the area. Compounded by the fact that many trees still had not shed their leaves, this heavy snow caused thousands of trees and branches to fall. Trees and branches fell into roadways and onto power lines, making most of our roads impassable, and knocking out power to the entire region. By the time the storm ended in the early morning hours of November 1, 2012, there was not a single building in town that had electrical power, and travelling on our roadways was impossible or treacherous at best. On this day began our seven day journey to recovery.

Our emergency shelter at Converse Middle School was opened. As many as two hundred people utilized the shelter for overnight accommodations and several hundred more stopped by daily for a hot meal or for shower facilities. Emergency Management Director Donald Elliot and our

Community Emergency Response Team (CERT), under the direction of William and Donna Mullen, worked tirelessly around the clock, along with our School Department, to keep the shelter staffed and stocked with provisions.

Due to the region-wide impact of the storm, utility companies were overwhelmed by the task of restoring services to individual communities. Restoration was slow at first, but once crews from outside our region began arriving, power, telephone, and cable services were gradually restored. It took just about seven days for electrical power to be restored to our entire community.

During this emergency our public safety and public works personnel were stretched to the limit. Most worked for days with little sleep while trying to keep up with demands for services. To their credit, they all rose to the challenge and did commendable work for our community. Special recognition goes to the members of the Police Department, all of our fire departments, our EMS service and the DPW for their tireless efforts.

Another extremely noteworthy issue that occurred this fiscal year was the approval, by our voters, of a \$7.4 million debt exclusion for the construction of a new police station. It has been well document and well known for many years that the current facility was sorely inadequate. Attempts at passing a debt exclusion override for this purpose were unsuccessful in 2001 and 2002. With the assistance of Reinhardt Associates of Agawam, a needs assessment and feasibility study was conducted. A conceptual design was developed and was presented to the community at various forums. On June 10, 2012 at the town's annual elections, a ballot question asked the voters to approve the debt exclusion. This question received overwhelming approval and passed by a vote of 976 to 596. My heartfelt thanks to the voters and taxpayers of the town who supported this much-needed project.

In closing, I would like to thank the members of the Police Department for their diligent and determined efforts to provide services to our community. Thanks, too, to Town Council President Paul Burns and all of the council members for their ongoing support. A special thank you to Town Manager Charles T. Blanchard for his leadership and guidance on the many issues that have confronted him in his first year as our manager. Also, many thanks to the town's fire departments and fire chiefs, DPW Director Craig Dolan and his staff, and all the other town offices and departments for their support and cooperation throughout the year.

Respectfully Submitted,

Robert P. Frydryk
Chief of Police

**PALMER POLICE DEPARTMENT
ANNUAL REPORT – FY2012
OFFENSES (IBR) BY MONTH**

OFFENSE (IBR)	FY 2012												TOTALS
	JUL	AUG	SEP	OCT	NOV	DEC	JAN	FEB	MAR	APR	MAY	JUN	
ARSON										1		1	2
ASSAULT - AGGRAVATED	10	3	13	5		3	1	2	9	1	9	2	58
ASSAULT - SIMPLE	13	19	23	16	19	14	8	10	25	17	13	20	197
BAD CHECKS		4			1								5
BURGLARY / BREAKING AND ENTERING	5	5	3	14	10	5	6	12	14	9	12	15	110
COUNTERFEITING / FORGERY	2	2			1				2	3	1	12	23
CREDIT CARD / AUTOMATIC TELLER CRIME	1	1			4							2	8
DESTRUCTION / DAMAGE / VANDALISM	10	15	6	9	4	4	8	2	8	5	8	9	88
DISORDERLY CONDUCT	8	8	10	8	14	5	1	6	27	7	11	11	116
DRIVING UNDER THE INFLUENCE	5	7	6	4	5	7	4	2	4	6	5	4	59
DRUG / NARCOTIC VIOLATIONS	2	3	2	12	7	8	6	4	17	9	2	5	77
DRUNKENNESS	21	14	15	8	16	11	11	13	13	18	17	20	177
EXTORTION / BLACKMAIL							1						1
FALSE PRETENSES / SWINDLE						2	1	3			1	1	8
FAMILY OFFENSES, NONVIOLENT										1	1		2
FORCIBLE FONDLING			1			1	3			1			6
FORCIBLE RAPE	1		1							1		1	4
FORCIBLE SODOMY							2						2
IMPERSONATION			4			2	3	1	2	1		1	14
INTIMIDATION	4	3	6	10	9	10	3	1	9	4	48	4	111
KIDNAPPING / ABDUCTION									1				1
LIQUOR LAW VIOLATIONS	2		1	5			2		3	1	9	2	25
MOTOR VEHICLE THEFT	3	1		1	1	2	2	3	2		3	1	19
POCKET-PICKING			1										1
PURSE-SNATCHING			1										1
ROBBERY			4	1			1						6
RUNAWAY												1	1
SEXUAL ASSAULT WITH AN OBJECT							1			1		1	3
SHOPLIFTING	2	1	1	1		4		1				1	11
STATUTORY RAPE												1	1
STOLEN PROPERTY OFFENSES		2		1	1		1			1	1	5	12
THEFT FROM BUILDING	2		4		3	4				1	3		17
THEFT FROM MOTOR VEHICLE	2	2	2	3	1	4	3	1		16	1	1	36
THEFT OF MOTOR VEHICLE PARTS/ACCESSORIES	1	2					1				2		6
TRAFFIC, TOWN BY-LAW OFFENSES	54	51	46	50	36	60	43	45	56	58	46	36	581
TRESPASS OF REAL PROPERTY	3	3	1	3	3	3	2	1	2	1	9	4	35
WEAPON LAW VIOLATIONS	2	2	4	15	1	1	4	1			2	5	37
ALL OTHER LARCENY	11	11	6	5	7	8	6	5	8	5	10	10	92
ALL OTHER OFFENSES	21	15	12	18	15	12	12	20	17	14	10	12	178
TOTAL	185	174	173	189	158	170	136	133	219	182	224	188	2,131

**PALMER POLICE DEPARTMENT
ANNUAL REPORT – FY2012**

PRIMARY ARRESTING OFFENSE BY MONTH

ARRESTING OFFENSE (IBR)	FY 2012												TOTALS
	JUL	AUG	SEP	OCT	NOV	DEC	JAN	FEB	MAR	APR	MAY	JUN	
ARSON												1	1
ASSAULT - AGGRAVATED	2	2	5	5		1		1	1	1	3	2	23
ASSAULT - SIMPLE	12	10	16	11	14	12	5	5	14	12	7	18	136
BAD CHECKS		1			1								2
BURGLARY / BREAKING AND ENTERING	1			1	1		2	1	5	1		1	13
COUNTERFEITING / FORGERY					1				1		1	2	5
DESTRUCTION / DAMAGE / VANDALISM	2	3				1	1		2	1			10
DISORDERLY CONDUCT	7	3	4	1	3	2	1	2	11	4	3	3	44
DRIVING UNDER THE INFLUENCE	5	2	4	4	5	7	2	2	4	2	2	3	42
DRUG / NARCOTIC VIOLATIONS	1	2	1	3	1	2			3	3	1	1	18
DRUNKENNESS	21	14	15	9	16	11	11	13	13	18	17	20	178
EXTORTION / BLACKMAIL							1						1
FALSE PRETENSES / SWINDLE / CO								2					2
FORCIBLE FONDLING									1				1
FORCIBLE RAPE			1										1
INTIMIDATION			1	1	2	2	2	1	1	1	1	1	13
LIQUOR LAW VIOLATIONS	1			3			1		1	1	3	1	11
MOTOR VEHICLE THEFT							1				1	1	3
POCKET-PICKING			1										1
ROBBERY			2	1									3
RUNAWAY												1	1
SEXUAL ASSAULT WITH AN OBJECT												1	1
SHOPLIFTING	3		1			2		1				1	8
STOLEN PROPERTY OFFENSES					1	1					1		3
THEFT FROM BUILDING			2		1								3
THEFT FROM MOTOR VEHICLE						1							1
THEFT OF MOTOR VEHICLE PARTS/ACCESSORIES		1											1
TRAFFIC, TOWN BY-LAW OFFENSES	17	18	17	16	13	19	19	18	21	21	19	12	210
TRESPASS OF REAL PROPERTY		3		4	3	1		1	1		7	3	23
WEAPON LAW VIOLATIONS		2	2	1		1					1	1	8
ALL OTHER LARCENY	4	5			1	1	2		3	3			19
ALL OTHER OFFENSES	15	12	5	12	7	8	12	13	12	11	5	11	123
MONTHLY TOTALS	91	78	77	72	70	72	60	60	94	79	72	84	909

**PALMER POLICE DEPARTMENT
ANNUAL REPORT – FY2012
OFFENSES (IN ARRESTS) BY AGE GROUP**

OFFENSE	FY2012						TOTALS
	OFFENDER AGE RANGE						
	00-10	11-17	18-24	25-34	35-54	> 55	
ARSON		1					1
ASSAULT - AGGRAVATED		4	6	7	6		23
ASSAULT - SIMPLE	4	14	32	35	47	4	136
BAD CHECKS			1	1			2
BURGLARY / BREAKING AND ENTERING			6	2	5		13
COUNTERFEITING / FORGERY			3	1	1		5
CURFEW / LOITERING / VAGRANCY							
DESTRUCTION / DAMAGE / VANDALISM		3	3	2	2		10
DISORDERLY CONDUCT		3	14	14	13		44
DRIVING UNDER THE INFLUENCE			5	14	20	3	42
DRUG / NARCOTIC VIOLATIONS		3	3	6	4	2	18
DRUNKENNESS		2	42	31	94	9	178
EXTORTION / BLACKMAIL					1		1
FALSE PRETENSES / SWINDLE / CO			1	1			2
FORCIBLE FONDLING				1			1
FORCIBLE RAPE					1		1
INTIMIDATION		4	1	2	3	3	13
LIQUOR LAW VIOLATIONS		4	6		1		11
MOTOR VEHICLE THEFT			1	1	1		3
POCKET-PICKING					1		1
ROBBERY			1		2		3
RUNAWAY		1					1
SEXUAL ASSAULT WITH AN OBJECT				1			1
SHOPLIFTING		1	3	2	2		8
STOLEN PROPERTY OFFENSES		1	1		1		3
THEFT FROM BUILDING		1	2				3
THEFT FROM MOTOR VEHICLE				1			1
THEFT OF MOTOR VEHICLE PARTS/ACCESSORIES			1				1
TRAFFIC, TOWN BY-LAW OFFENSES		5	66	65	61	13	210
TRESPASS OF REAL PROPERTY		3	9	4	6	1	23
WEAPON LAW VIOLATIONS		1	3	1	2	1	8
ALL OTHER LARCENY		2	3	8	6		19
ALL OTHER OFFENSES		5	30	42	43	3	123
TOTALS	4	58	243	242	323	39	909

WEAPONS INVOLVED IN OFFENSES

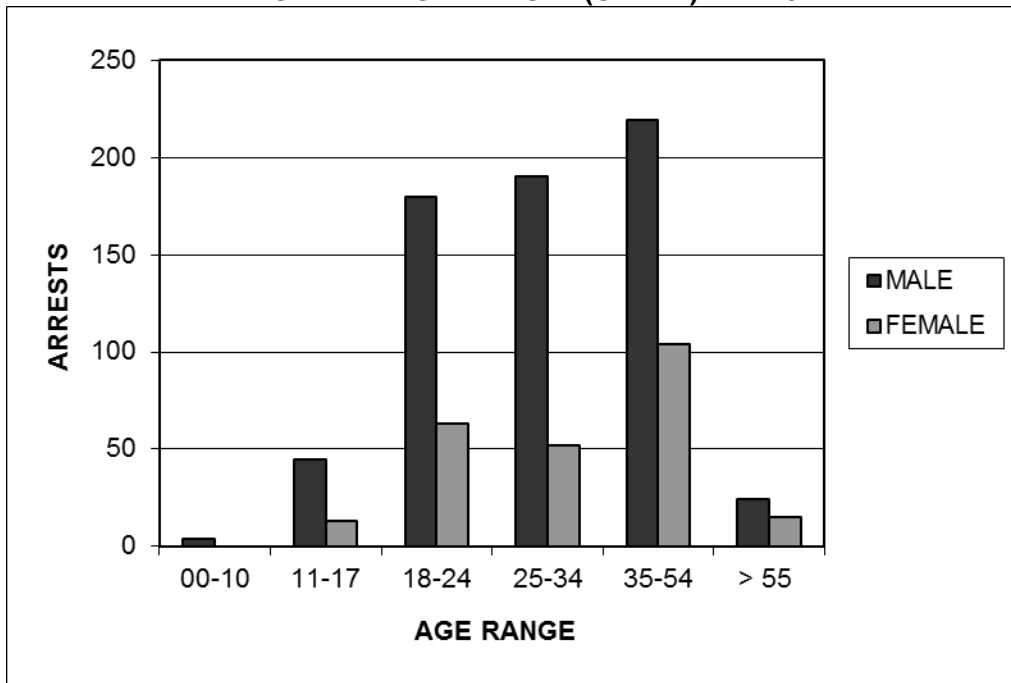
Weapon Type	Occurrences	Percentage
None	1825	85.60%
Personal Weapons (Hands/Feet/Etc)	204	9.57%
Knife/Cutting Instrument	24	1.13%
Firearm (Unspecified)	18	0.84%
Blunt Object	17	0.80%
Other	16	0.75%
Rifle	6	0.28%
Shotgun	6	0.28%
Handgun	5	0.23%
Handgun (Automatic)	4	0.19%
Motor Vehicle	3	0.14%
Other Firearm	2	0.09%
Shotgun (Automatic)	2	0.09%
Total Occurrences	2,132	100.00%

**PALMER POLICE DEPARTMENT
ANNUAL REPORT – FY2012**

ARRESTEE RACE AND SEX BY AGE

		FY2012							
		AGE GROUP							
RACE/SEX		00-10	11-17	18-24	25-34	35-54	> 55	TOTALS	Hispanic
Asian/Pacific Islander									
Female		0	0	0	0	0	0	1	0
Male		0	0	0	0	0	0	0	0
Unknown		0	0	0	0	0	0	0	0
Black									
Female		0	2	1	0	0	0	3	0
Male		0	0	13	9	9	2	33	7
Unknown		0	0	0	0	0	0	0	0
American Indian/Alaskan Native									
Female		0	0	0	0	0	0	0	0
Male		0	0	0	0	0	0	0	0
Unknown		0	0	0	0	0	0	0	0
Unknown									
Female		0	0	0	0	0	0	0	0
Male		0	0	0	0	0	0	0	0
Unknown		0	0	0	0	0	0	0	0
White									
Female		0	11	62	52	104	15	244	6
Male		4	45	167	181	210	22	629	29
Unknown		0	0	0	0	0	0	0	0
TOTALS		4	58	243	242	323	39	909	42

ARRESTEE BY AGE AND SEX (GRAPH) – FY 2012

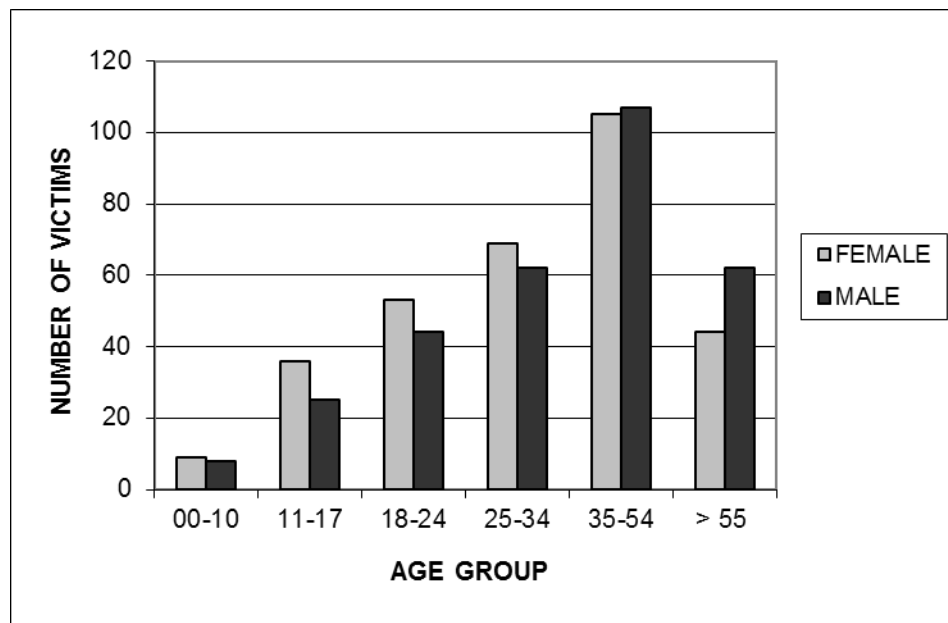


**PALMER POLICE DEPARTMENT
ANNUAL REPORT – FY2012**

VICTIMS BY AGE / SEX / RACE

		FY2012							
		AGE GROUP							
RACE/SEX		00-10	11-17	18-24	25-34	35-54	> 55	TOTALS	Hispanic
Asian/Pacific Islander									
Female		0	0	0	0	0	0	0	0
Male		0	0	0	0	0	0	0	0
Unknown		0	0	0	0	0	0	0	0
Black									
Female		2	1	1	0	1	0	5	0
Male		0	0	1	1	1	0	3	0
Unknown		0	0	0	0	0	0	0	0
American Indian/Alaskan Native									
Female		0	0	0	0	0	0	0	0
Male		0	0	0	0	0	0	0	0
Unknown		0	0	0	0	0	0	0	0
Unknown									
Female		0	0	0	0	0	0	0	0
Male		0	0	0	0	0	0	0	0
Unknown		0	0	0	0	0	0	0	0
White									
Female		7	35	52	69	104	44	311	6
Male		8	25	43	61	106	62	305	6
Unknown		0	0	0	0	0	0	0	0
TOTALS		17	61	97	131	212	106	624	12

VICTIMS BY AGE GROUP AND SEX (GRAPH) – FY 2012

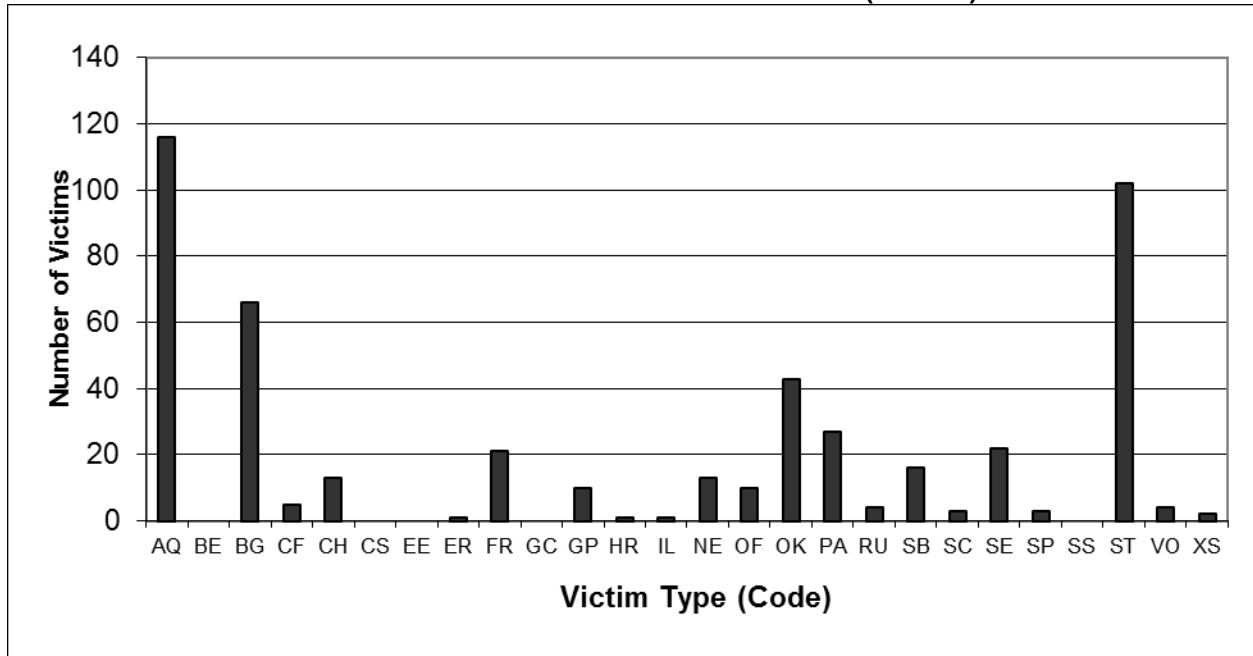


**PALMER POLICE DEPARTMENT
ANNUAL REPORT – FY2012**

RELATIONSHIP OF VICTIMS TO OFFENDERS

CODE	RELATIONSHIP	TOTALS	CODE	RELATIONSHIP	TOTALS
AQ	Acquaintance	116	NE	Neighbor	13
BE	Babysittee	0	OF	Other Family Member	10
BG	Boy/Girl Friend	66	OK	Otherwise Known	43
CF	Child of Boy/Girl Friend	5	PA	Parent	27
CH	Child	13	RU	Relationship Unknown	4
CS	Common-Law Spouse	0	SB	Sibling	16
EE	Employee	0	SC	Stepchild	3
ER	Employer	1	SE	Spouse	22
FR	Friend	21	SP	Stepparent	3
GC	Grandchild	0	SS	Stepsibling	0
GP	Grandparent	10	ST	Stranger	102
HR	Homosexual Relationship	1	VO	Victim was Offender	4
IL	In-Law	1	XS	Ex-Spouse	2
		TOTALS			483

RELATIONSHIP OF VICTIMS TO OFFENDERS (GRAPH)



VICTIM INJURIES

Injury Type	Occurrence(s)	Percentage
None	166	57.84%
Apparent Minor Injury	112	39.02%
Possible Internal Injuries	3	1.05%
Apparent Broken Bones	2	0.70%
Severe Laceration	2	0.70%
Other Major Injury	2	0.70%
Total Occurrences	287	100.00%