

## POLICE DEPARTMENT

From July 1, 2009 through June 30, 2010, the Palmer Police Department answered approximately 15,936 calls for service. From these calls, 1,575 criminal offenses were recorded and investigated. Additionally, 785 individuals were arrested and/or summoned to court. More than 1,464 traffic citations were issued and 336 traffic accidents, involving 538 operators, were investigated. These accidents resulted in injuries to 149 individuals, including two fatalities. A complete statistical report of the year's activity follows this report.

The department is currently comprised of 20 full-time and 1 part-time police officers, and 6 full-time and 1 part-time civilian staff members. Sergeant Kevin E. Kopacz retired from the department on January 31, 2010 after serving for more than 36 years. His presence will be missed and we thank him for his many years of dedicated and competent service to our community.

To temporarily fill the supervisory void created by the retirement of Sergeant Kopacz, Officer Erin F. Sullivan was appointed as an acting sergeant. Acting Sergeant Sullivan will serve in this capacity until a permanent sergeant is appointed through the state's Civil Service promotional process.

In June of 2010, Christopher P. Welsh was appointed to the position of full-time police officer. Officer Welsh comes to us with five years of police experience, having served in the town of Brookfield as an officer, a sergeant and, most recently, as the acting chief of police. He will begin his employment on July 1, 2010.

The department received the following grants during this reporting period:

Traffic Enforcement Grant (Governor's Highway Safety Bureau) - \$7,000 to be used for speed, seat belt, drunk driving and red light enforcement as part of the state's "Click It or Ticket" and "You Drink – You Drive – You Lose" campaigns. Due to tight fiscal constraints, \$3,000, which was to be used to purchase radar units and tint meters, was eliminated from the grant.

9-1-1 Training Grant (State 911 Department) - \$5,000 total award. Through this program, governmental entities hosting primary Public Safety Answering Points (PSAPs) are eligible to receive reimbursement for training-related costs associated with the 9-1-1 system. Eligible awards are based on a rounded formula of 9-1-1 calls received and population served, with a minimum award of \$5,000.

PSAP Support and Incentive Grant (State 911 Department) - \$35,000 total award. The purpose of the State 911 Department Public Safety Answering Point (PSAP) and Regional Emergency Communication Center (RECC) Support and Incentive Grants is to assist PSAPs and regional emergency centers in providing enhanced 911 service and to encourage the development of regional PSAPs, regional secondary PSAPs and regional emergency communication centers.

We were very disappointed that the state eliminated Community Policing grants this year due to fiscal issues. These annual awards were very beneficial to our community. Averaging \$28,000 per year, we used the funds for special programs like Rape Aggression Defense (RAD) classes, Citizen Police Academies, and information table at community events. We also used the funds for bicycle patrols, directed police patrols, targeted enforcement initiatives, and for traffic and safety coverage at community parades and events. With the elimination of these grant funds, the aforementioned programs have all been discontinued. Furthermore, when traffic and safety

coverage is required at parades and other events, the event sponsors will be required to fund the cost of the police officers.

Once again, statistically we remain one of the busiest municipal police agencies in our area. We provide a high level of service with a substandard police facility and far fewer resources than many police departments of similar size. In spite of this, our staff remains true to their mission to provide professional services to the town. In the future, so as to continue to offer the level of service our residents demand, we must look at innovative things like regionalization and expanding our funding sources. These have been and will continue to be our goals for the immediate future.

In closing, I would also like to thank President Paul Burns and the members of the Town Council, Town Manager Matthew Streeter, Interim Town Manager Patricia Kennedy, the town's fire departments and fire chiefs, DPW Director Richard Kaczmarczyk and his staff, and all the other town offices and departments for their support and cooperation throughout the year.

Respectfully Submitted,

Robert P. Frydryk  
Chief of Police

**PALMER POLICE DEPARTMENT  
ANNUAL REPORT – FY2010  
OFFENSES (IBR) BY MONTH**

OFFENSE (IBR)	FY 2010												TOTALS
	JUL	AUG	SEP	OCT	NOV	DEC	JAN	FEB	MAR	APR	MAY	JUN	
ARSON		1							3				4
ASSAULT - AGGRAVATED	2	10	2	7	5		3	3	6	4	1	4	47
ASSAULT - SIMPLE	18	7	7	9	7	13	14	8	30	9	15	11	148
BAD CHECKS										3			3
BURGLARY / BREAKING AND ENTERING	14	17	5	3	2	9	2	2	1	5	4	10	74
COUNTERFEITING / FORGERY				2						1		1	4
CREDIT CARD / AUTOMATIC TELLER CRIME						1		2			1	1	5
DESTRUCTION / DAMAGE / VANDALISM	7	18	8	4	6	13	4	8	3	4	4	11	90
DISORDERLY CONDUCT	9	8	16	8	9	7	4	9	9	13	7	7	106
DRIVING UNDER THE INFLUENCE	2	4	6	2	4	3	8	2	5	3	6	6	51
DRUG / NARCOTIC VIOLATIONS	3	3		4	3	5	5	10	4	12	7		56
DRUNKENNESS	14	21	8	14	3	7	5	8	17	8	14	13	132
FALSE PRETENSES / SWINDLE	1	1	1	2	1	1			2	2		2	13
FAMILY OFFENSES, NONVIOLENT		1	2										3
FORCIBLE FONDLING	1	2					1				2	3	9
FORCIBLE RAPE	1	2							1			1	5
IMPERSONATION	1	1		2	4			1	4	1			14
INTIMIDATION	4	6	6	4	2	6	5	5	4	6		1	49
KIDNAPPING / ABDUCTION							1		1				2
LIQUOR LAW VIOLATIONS	4	7					3	2	4	2	4	1	27
MOTOR VEHICLE THEFT	1	1		1	1	1		1	2	1	1	2	12
PORNOGRAPHY / OBSCENE MATERIAL				1								1	2
ROBBERY		1		1				3					5
RUNAWAY											1	2	3
SHOPLIFTING	2		5	4	2	5	6		2			1	27
STATUTORY RAPE									1				1
STOLEN PROPERTY OFFENSES	2			1				1	1		1		6
THEFT FROM BUILDING		1		1	1	1	1	1	2	2			10
THEFT FROM MOTOR VEHICLE	2	2	1			3	1	3		1		1	14
THEFT OF MOTOR VEHICLE PARTS/ACCESSORIES					1		1		2				4
TRAFFIC, TOWN BY-LAW OFFENSES	25	39	23	27	33	27	34	31	21	30	42	41	373
TRESPASS OF REAL PROPERTY	1	4	2	3	2	1		2	5	6	2	4	32
WEAPON LAW VIOLATIONS			1		1			1		1			4
ALL OTHER LARCENY	6	8	8	8	3	5	5	1	2	6	5	7	64
ALL OTHER OFFENSES	9	15	10	12	16	17	26	17	15	20	5	14	176
<b>TOTAL</b>	<b>129</b>	<b>180</b>	<b>111</b>	<b>120</b>	<b>106</b>	<b>125</b>	<b>129</b>	<b>121</b>	<b>147</b>	<b>140</b>	<b>122</b>	<b>145</b>	<b>1,575</b>

**PALMER POLICE DEPARTMENT  
ANNUAL REPORT – FY2010**

**PRIMARY ARRESTING OFFENSE BY MONTH**

ARRESTING OFFENSE (IBR)	FY 2010												TOTALS
	JUL	AUG	SEP	OCT	NOV	DEC	JAN	FEB	MAR	APR	MAY	JUN	
ASSAULT - AGGRAVATED	1	6	1	1	2		1		3	1		2	18
ASSAULT - SIMPLE	10	4	8	6	5	9	9	5	15	5	4	8	88
BAD CHECKS										1			1
BURGLARY / BREAKING AND ENTERING	8												8
COUNTERFEITING / FORGERY												1	1
DESTRUCTION / DAMAGE / VANDALISM	2	1	2		1				1	1			8
DISORDERLY CONDUCT	3	8	7	5	4	3	3	4	4	6	3	1	51
DRIVING UNDER THE INFLUENCE	2	4	5	1	3	3	6	2	4	2	5	5	42
DRUG / NARCOTIC VIOLATIONS	1	2				1	2	6		5	5		22
DRUNKENNESS	14	21	8	14	3	7	6	8	17	8	15	13	134
FALSE PRETENSES / SWINDLE				2									2
FAMILY OFFENSES, NONVIOLENT		1	2										3
FORCIBLE FONDLING	1												1
FORCIBLE RAPE		1						1	1				3
FORCIBLE SODOMY	1												1
INTIMIDATION	2			1		1	1			4			9
LIQUOR LAW VIOLATIONS	14	11	15					2	5	1	3		51
ROBBERY		1						3					4
RUNAWAY											1	2	3
SHOPLIFTING	2		4	4	3	5	3	2	1			2	26
STATUTORY RAPE									1				1
STOLEN PROPERTY OFFENSES				2									2
THEFT FROM BUILDING		1						2					3
THEFT FROM MOTOR VEHICLE												1	1
THEFT OF MOTOR VEHICLE PARTS/ACCESSORIES					1								1
TRAFFIC, TOWN BY-LAW OFFENSES	6	12	13	15	16	9	13	10	8	14	16	18	150
TRESPASS OF REAL PROPERTY		5	1					1	1	7	7	4	26
WEAPON LAW VIOLATIONS			1		1			1					3
ALL OTHER LARCENY			1	2	3	2	2						10
ALL OTHER OFFENSES	6	12	6	11	8	14	7	13	9	14	4	6	110
<b>MONTHLY TOTALS</b>	<b>73</b>	<b>90</b>	<b>74</b>	<b>64</b>	<b>50</b>	<b>54</b>	<b>53</b>	<b>60</b>	<b>70</b>	<b>69</b>	<b>63</b>	<b>63</b>	<b>783</b>

**PALMER POLICE DEPARTMENT  
ANNUAL REPORT – FY2010**

**OFFENSES (IN ARRESTS) BY AGE GROUP**

OFFENSE	FY2010						TOTALS
	OFFENDER AGE RANGE						
	00-10	11-17	18-24	25-34	35-54	> 55	
ASSAULT - AGGRAVATED	1	1	5	5	5	1	18
ASSAULT - SIMPLE		9	30	16	31	2	88
BAD CHECKS				1			1
BURGLARY / BREAKING AND ENTERING		4	4				8
COUNTERFEITING / FORGERY			1				1
DESTRUCTION / DAMAGE / VANDALISM		1	4	1	2		8
DISORDERLY CONDUCT		12	9	14	9	7	51
DRIVING UNDER THE INFLUENCE			8	13	19	2	42
DRUG / NARCOTIC VIOLATIONS			10	8	4		22
DRUNKENNESS		8	25	26	63	12	134
FALSE PRETENSES / SWINDLE			1	1			2
FAMILY OFFENSES, NONVIOLENT					3		3
FORCIBLE FONDLING			1				1
FORCIBLE RAPE		3					3
FORCIBLE SODOMY		1					1
INTIMIDATION		2		1	4	2	9
LIQUOR LAW VIOLATIONS		24	24	2	1		51
ROBBERY		1	2	1			4
RUNAWAY		3					3
SHOPLIFTING		4	5	6	9		24
STATUTORY RAPE			1				1
STOLEN PROPERTY OFFENSES		2	2	1			5
THEFT FROM BUILDING			1	1	1		3
THEFT FROM MOTOR VEHICLE		1					1
THEFT OF MOTOR VEHICLE PARTS/ACCESSORIES					1		1
TRAFFIC, TOWN BY-LAW OFFENSES		8	48	40	43	11	150
TRESPASS OF REAL PROPERTY		4	10	2	7	3	26
WEAPON LAW VIOLATIONS		2			1		3
ALL OTHER LARCENY		1	4	2	2		10
ALL OTHER OFFENSES		13	34	23	34	6	110
<b>TOTALS</b>	<b>1</b>	<b>104</b>	<b>229</b>	<b>164</b>	<b>239</b>	<b>46</b>	<b>783</b>

**WEAPONS INVOLVED IN OFFENSES**

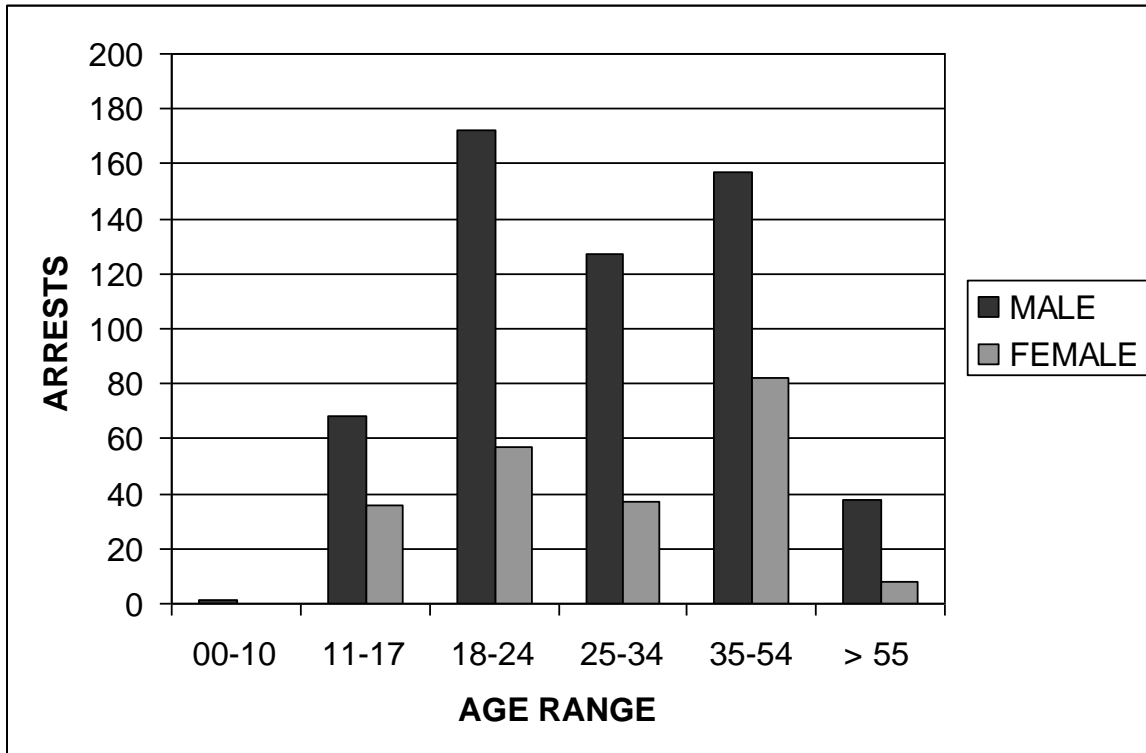
Weapon Type	Occurrence(s)	Percentage
None	1362	86.31%
Personal Weapons (Hands/Feet/Etc)	148	9.38%
Knife/Cutting Instrument	23	1.46%
Other	13	0.82%
Blunt Object	11	0.70%
Handgun	5	0.32%
Motor Vehicle	5	0.32%
Rifle	4	0.25%
Unknown	3	0.19%
Other Firearm	2	0.13%
Firearm (Unspecified)	1	0.06%
Explosives	1	0.06%
<b>Total Occurrences</b>	<b>1,578</b>	<b>100.00%</b>

**PALMER POLICE DEPARTMENT  
ANNUAL REPORT – FY2010**

**ARRESTEE RACE AND SEX BY AGE**

		FY2010							
		AGE GROUP							
RACE/SEX		00-10	11-17	18-24	25-34	35-54	> 55	TOTALS	Hispanic
<b>Asian/Pacific Islander</b>									
Female		0	0	0	1	0	0	1	0
Male		0	0	0	0	0	0	0	0
Unknown		0	0	0	0	0	0	0	0
<b>Black</b>									
Female		0	0	0	2	0	0	2	0
Male		0	2	5	12	5	3	27	4
Unknown		0	0	0	0	0	0	0	0
<b>American Indian/Alaskan Native</b>									
Female		0	0	0	0	0	0	0	0
Male		0	0	0	0	0	0	0	0
Unknown		0	0	0	0	0	0	0	0
<b>Unknown</b>									
Female		0	0	0	0	0	0	0	0
Male		0	0	0	0	0	0	0	0
Unknown		0	0	0	0	0	0	0	0
<b>White</b>									
Female		0	36	57	34	82	8	217	4
Male		1	66	167	115	152	35	535	24
Unknown		0	0	0	0	0	0	0	0
<b>TOTALS</b>		<b>1</b>	<b>104</b>	<b>229</b>	<b>164</b>	<b>239</b>	<b>46</b>	<b>783</b>	<b>32</b>

**ARRESTEE BY AGE AND SEX (GRAPH) – FY 2010**

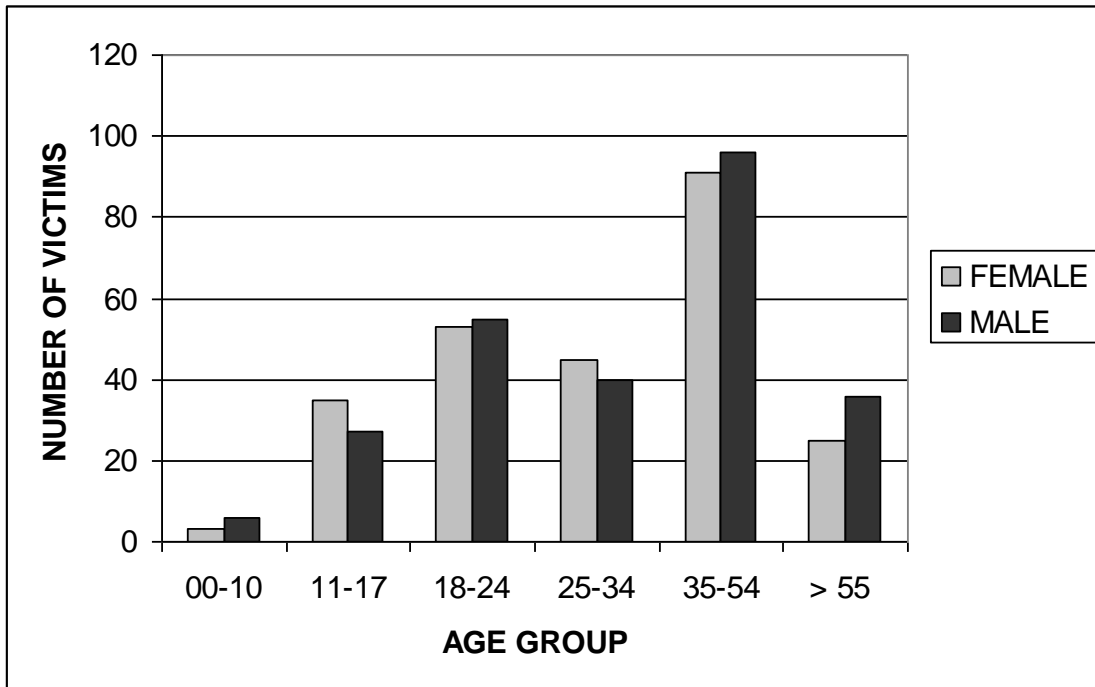


**PALMER POLICE DEPARTMENT  
ANNUAL REPORT – FY2010**

**VICTIMS BY AGE / SEX / RACE**

		FY2010							
		AGE GROUP							
RACE/SEX		00-10	11-17	18-24	25-34	35-54	> 55	TOTALS	Hispanic
<b>Asian/Pacific Islander</b>									
Female		0	0	0	0	0	0	0	0
Male		0	1	0	0	1	0	2	0
Unknown		0	0	0	0	0	0	0	0
<b>Black</b>									
Female		0	0	0	0	1	0	1	0
Male		0	1	0	0	1	2	4	0
Unknown		0	0	0	0	0	0	0	0
<b>American Indian/Alaskan Native</b>									
Female		0	0	0	0	0	0	0	0
Male		0	0	0	0	0	0	0	0
Unknown		0	0	0	0	0	0	0	0
<b>Unknown</b>									
Female		0	0	0	0	0	0	0	0
Male		0	0	0	0	0	0	0	0
Unknown		0	0	0	0	0	0	0	0
<b>White</b>									
Female		3	35	53	45	90	25	251	5
Male		6	25	55	40	94	34	254	9
Unknown		0	0	0	0	0	0	0	0
<b>TOTALS</b>		<b>9</b>	<b>62</b>	<b>108</b>	<b>85</b>	<b>187</b>	<b>61</b>	<b>512</b>	<b>14</b>

**VICTIMS BY AGE GROUP AND SEX (GRAPH) – FY 2010**

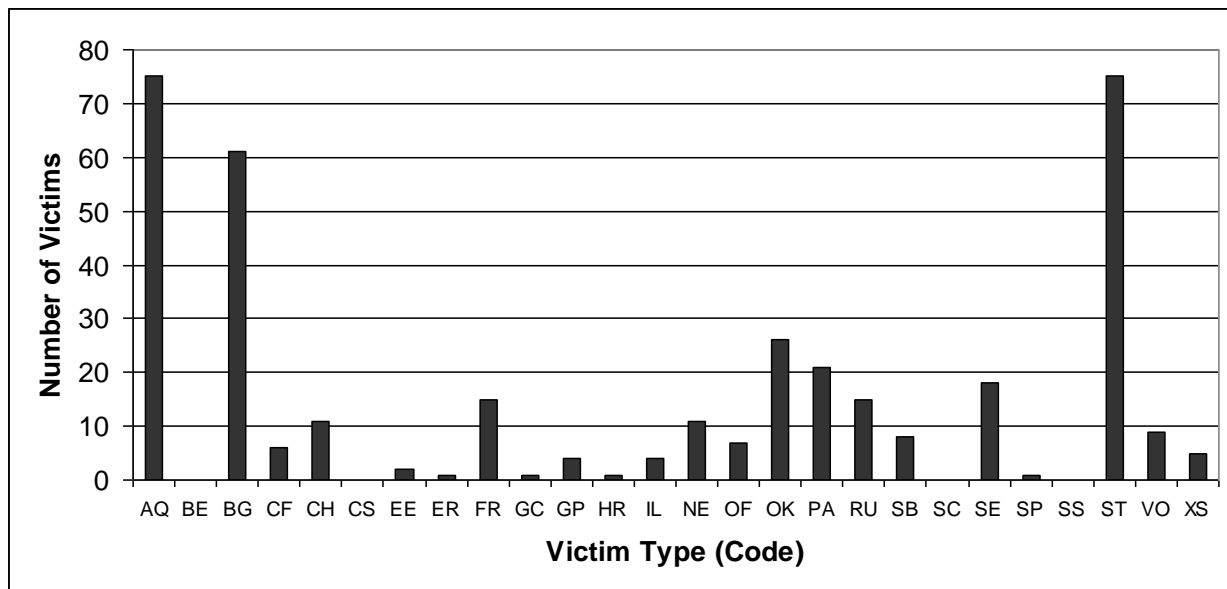


**PALMER POLICE DEPARTMENT  
ANNUAL REPORT – FY2010**

**RELATIONSHIP OF VICTIMS TO OFFENDERS**

CODE	RELATIONSHIP	TOTALS	CODE	RELATIONSHIP	TOTALS
AQ	Acquaintance	75	NE	Neighbor	11
BE	Babysittee	0	OF	Other Family Member	7
BG	Boy/Girl Friend	61	OK	Otherwise Known	26
CF	Child of Boy/Girl Friend	6	PA	Parent	21
CH	Child	11	RU	Relationship Unknown	15
CS	Common-Law Spouse	0	SB	Sibling	8
EE	Employee	2	SC	Stepchild	0
ER	Employer	1	SE	Spouse	18
FR	Friend	15	SP	Stepparent	1
GC	Grandchild	1	SS	Stepsibling	0
GP	Grandparent	4	ST	Stranger	75
HR	Homosexual Relationship	1	VO	Victim was Offender	9
IL	In-Law	4	XS	Ex-Spouse	5
			<b>TOTALS</b>		<b>377</b>

**RELATIONSHIP OF VICTIMS TO OFFENDERS (GRAPH)**



**VICTIM INJURIES**

Injury Type	Occurrence(s)	Percentage
None	86	48.86%
Apparent Minor Injury	76	43.18%
Possible Internal Injuries	4	2.27%
Severe Laceration	4	2.27%
Apparent Broken Bones	3	1.70%
Other Major Injury	3	1.70%
<b>Total Occurrences</b>	<b>176</b>	<b>100.00%</b>