

POLICE DEPARTMENT

From July 1, 2008 through June 30, 2009, the Palmer Police Department answered approximately 15,287 calls for service. From these calls, 1,500 criminal offenses were recorded and investigated. Additionally, 679 individuals were arrested and/or summoned to court. More than 1,268 traffic citations were issued and 341 traffic accidents, involving 559 operators, were investigated. These accidents resulted in injuries to 180 individuals, including four fatalities. A complete statistical report of the year's activity follows this report.

The department is currently comprised of 20 full-time and 1 part-time police officers, and 6 full-time and 1 part-time civilian staff members.

The department received the following grants during this reporting period:

Community Policing Grant (Massachusetts Executive Office of Public Safety and Security) - \$28,956 to aid in the development, implementation, and maintenance of community policing programs and initiatives. Our programs include Rape Aggression Defense (RAD) training, bicycle patrols, targeted traffic enforcement patrols, seat belt enforcement, public presentations, and many others. We owe a debt of gratitude to our state senator, Stephen Brewer, and our representative, Todd Smola, who were instrumental in securing these funds for us.

Traffic Enforcement Grant (Governor's Highway Safety Bureau) - \$10,000 total award. \$7,000 used for speed, seat belt, drunk driving and red light enforcement as part of the state's "Click It or Ticket" and "You Drink – You Drive – You Lose" campaigns. \$3,000 used to purchase radar units and tint meters.

9-1-1 Training Grant (State 911 Department) - \$5,000 total award. Through this program, governmental entities hosting primary Public Safety Answering Points (PSAPs) are eligible to receive reimbursement for training-related costs associated with the 9-1-1 system. Eligible awards are based on a rounded formula of 9-1-1 calls received and population served, with a minimum award of \$5,000.

PSAP Support and Incentive Grant (State 911 Department) - \$27,600 total award. The purpose of the State 911 Department Public Safety Answering Point (PSAP) and Regional Emergency Communication Center (RECC) Support and Incentive Grants is to assist PSAPs and regional emergency centers in providing enhanced 911 service and to encourage the development of regional PSAPs, regional secondary PSAPs and regional emergency communication centers.

The delivery of public safety services is becoming increasingly challenging. Each year, for the past several years, the demand for these services increases, while revenues to fund them decrease. In FY 2009 we endured cuts in local aid and a stagnation of new growth that required cuts in every town budget. There does not appear to be an end to this downward cycle in the foreseeable future.

Because of the economic downturn in the state and the country, and the resultant decrease in every town department's operating budget, "Do more with less," has become our charge. While this is not easy, the dedicated members of the Police Department have risen to the challenge. I would like to thank them for their commitment to their department and to their community.

Statistically, we remain one of the busiest municipal police agencies in our area. We provide a high level of service with a substandard police facility and far fewer resources than many police

departments of similar size. In spite of this, our staff remains true to their mission to provide professional services to the town. In the future, so as to continue to offer the level of service our residents demand, we must look at innovative things like regionalization and expanding our funding sources. These will be our goals for the immediate future.

In closing, I would also like to thank President Michael Magiera and the members of the Town Council, Town Manager Matthew Streeter, Executive Assistant Patricia Kennedy, the town's fire departments and fire chiefs, DPW Director Richard Kaczmarczyk and his staff, and all the other town offices and departments for their support and cooperation throughout the year.

Respectfully Submitted,

Robert P. Frydryk
Chief of Police

**PALMER POLICE DEPARTMENT
OFFENSES BY MONTH – FY 2009**

OFFENSE (IBR)	FY 2009												TOTALS
	JUL	AUG	SEP	OCT	NOV	DEC	JAN	FEB	MAR	APR	MAY	JUN	
ARSON		2			1					2		1	6
ASSAULT - AGGRAVATED	4	4	6	4	3	3	5	3	3		2		37
ASSAULT - SIMPLE	16	15	2	7	8	11	12	14	9	10	15	8	127
BAD CHECKS	13					6					1		20
BURGLARY / BREAKING AND ENTERING	8	9	8	16	17	10	4	7	13	15	5	7	119
COUNTERFEITING / FORGERY	3										3		6
CREDIT CARD / AUTOMATIC TELLER	1			1						1			3
DESTRUCTION / DAMAGE / VANDALISM	13	13	7	19	11	3	4	12	15	11	5	7	120
DISORDERLY CONDUCT	14	6	3	7		2	2	5	9	11	13	9	81
DRIVING UNDER THE INFLUENCE	2	2	7	5	1	6	1	3	5	4	3	3	42
DRUG / NARCOTIC VIOLATIONS	3	5	2	4	2	4		10	8	7	3	3	51
DRUG EQUIPMENT VIOLATIONS	1		1										2
DRUNKENNESS	13	19	12	13	11	7	13	12	16	14	12	11	153
EMBEZZLEMENT											1		1
FALSE PRETENSES / SWINDLE		2	1	2	1	4	4	1		1	1	2	19
FORCIBLE FONDLING										1			1
FORCIBLE RAPE										2		2	4
IMPERSONATION			2	1	1	1	1	3		1	1	2	13
INTIMIDATION	2	3	3		13	7	2	2	4	8	8		52
KIDNAPPING / ABDUCTION								1					1
LIQUOR LAW VIOLATIONS			2		2			4					8
MOTOR VEHICLE THEFT	2	1	5	1		1			2	5	3	1	21
PORNOGRAPHY / OBSCENE MATERIAL												1	1
ROBBERY											1		1
SEXUAL ASSAULT WITH AN OBJECT									1			1	2
SHOPLIFTING	2	5		1	3	1	1	1	2	2	2	1	21
STOLEN PROPERTY OFFENSES		2		1					1				4
THEFT FROM BUILDING		3	1	1					3				8
THEFT FROM MOTOR VEHICLE	3	3				2	2	1	5	22	2		40
THEFT OF MOTOR VEHICLE PARTS/ACCESSORIES	1			1		2			1				5
TRAFFIC, TOWN BY-LAW OFFENSES	22	26	22	35	20	36	21	22	18	31	30	32	315
TRESPASS OF REAL PROPERTY	3	1				1	1	2	7	2	6	2	25
WEAPON LAW VIOLATIONS	1		2	1	2		1	2		1	1	1	12
ALL OTHER LARCENY	7		6	7	4	2	4	6	10	1	3	3	53
ALL OTHER OFFENSES	18	28	6	7	9	7	6	5	5	13	10	12	126
MONTHLY TOTAL	152	149	98	134	109	116	84	116	137	165	131	109	1,500

**PALMER POLICE DEPARTMENT
PRIMARY ARRESTING OFFENSE BY MONTH – FY 2009**

PRIMARY ARRESTING OFFENSE (IBR)	FY 2009												TOTALS
	JUL	AUG	SEP	OCT	NOV	DEC	JAN	FEB	MAR	APR	MAY	JUN	
ARSON	0	1	0	0	0	0	0	0	0	2	0	0	3
ASSAULT - AGGRAVATED	3	2	2	2	3	0	1	1	2	0	1	0	17
ASSAULT - SIMPLE	14	11	2	5	5	5	7	10	5	4	10	6	84
BAD CHECKS	1	0	0	0	0	0	0	0	0	0	1	0	2
BURGLARY / BREAKING AND ENTERING	0	6	0	0	5	6	0	0	1	1	0	2	21
COUNTERFEITING / FORGERY	0	0	1	0	0	0	0	0	0	0	0	0	1
DESTRUCTION / DAMAGE / VANDALISM	0	2	1	1	0	1	0	2	2	1	2	1	13
DISORDERLY CONDUCT	6	4	2	4	0	0	1	4	4	4	6	5	40
DRIVING UNDER THE INFLUENCE	1	2	6	5	1	5	1	3	4	4	3	3	38
DRUG / NARCOTIC VIOLATIONS	2	3	0	3	2	2	0	1	0	4	0	1	18
DRUG EQUIPMENT VIOLATIONS	0	0	1	0	0	0	0	0	0	0	0	0	1
DRUNKENNESS	13	19	12	13	11	7	13	12	16	14	12	11	153
FALSE PRETENSES / SWINDLE / CONFIDENCE GAMES	0	0	0	1	0	0	0	0	0	0	1	1	3
FORCIBLE FONDLING	0	0	0	0	1	0	0	0	0	0	0	0	1
IMPERSONATION	0	0	0	0	0	0	0	1	0	0	0	0	1
INTIMIDATION	0	1	0	0	3	0	1	0	2	2	1	0	10
LIQUOR LAW VIOLATIONS	0	0	3	0	1	0	0	9	0	0	0	0	13
SHOPLIFTING	1	5	0	0	3	1	0	1	1	1	2	0	15
STOLEN PROPERTY OFFENSES	0	2	0	0	0	0	1	1	0	0	0	0	4
THEFT FROM BUILDING	0	1	0	0	0	0	0	0	0	0	0	1	2
THEFT FROM MOTOR VEHICLE	0	0	0	0	0	0	0	0	1	1	0	0	2
TRAFFIC, TOWN BY-LAW OFFENSES	10	11	7	11	8	13	11	8	6	11	10	13	119
TRESPASS OF REAL PROPERTY	2	1	0	0	0	1	1	1	2	3	6	1	18
WEAPON LAW VIOLATIONS	1	0	2	1	0	0	1	2	0	1	0	1	9
ALL OTHER LARCENY	1	0	1	3	1	1	0	1	1	0	0	1	10
ALL OTHER OFFENSES	14	12	4	5	7	3	6	3	4	5	8	10	81
MONTHLY TOTALS	69	83	44	54	51	45	44	60	51	58	63	57	679

PALMER POLICE DEPARTMENT

OFFENSES (IN ARRESTS) BY AGE GROUP – FY 2009

OFFENSE	OFFENDER AGE RANGE						TOTALS
	00-10	11-17	18-24	25-34	35-54	> 55	
ARSON		3					3
ASSAULT - AGGRAVATED			4	4	8	1	17
ASSAULT - SIMPLE		9	19	22	31	3	84
BAD CHECKS		1			1		2
BURGLARY / BREAKING AND ENTERING		3	13	3	2		21
COUNTERFEITING / FORGERY			1				1
DESTRUCTION / DAMAGE / VANDALISM		5	3	1	4		13
DISORDERLY CONDUCT		9	9	6	15	1	40
DRIVING UNDER THE INFLUENCE			12	7	18	1	38
DRUG / NARCOTIC VIOLATIONS		1	8	4	5		18
DRUG EQUIPMENT VIOLATIONS					1		1
DRUNKENNESS		6	42	37	57	11	153
FALSE PRETENSES / SWINDLE / CONFIDENCE GAMES				2	1		3
FAMILY OFFENSES, NONVIOLENT							0
FORCIBLE FONDLING		1					1
IMPERSONATION					1		1
INTIMIDATION	1	2	1	1	2	3	10
LIQUOR LAW VIOLATIONS		3	9		1		13
SHOPLIFTING		2	7	1	3	2	15
STOLEN PROPERTY OFFENSES		1	2	1			4
THEFT FROM BUILDING					2		2
THEFT FROM MOTOR VEHICLE			2				2
TRAFFIC, TOWN BY-LAW OFFENSES	1	4	34	36	26	18	119
TRESPASS OF REAL PROPERTY		1	5	2	10		18
WEAPON LAW VIOLATIONS		2		4	3		9
ALL OTHER LARCENY		7	2	1			10
ALL OTHER OFFENSES		12	19	18	30	2	81
TOTALS	2	72	192	150	221	42	679

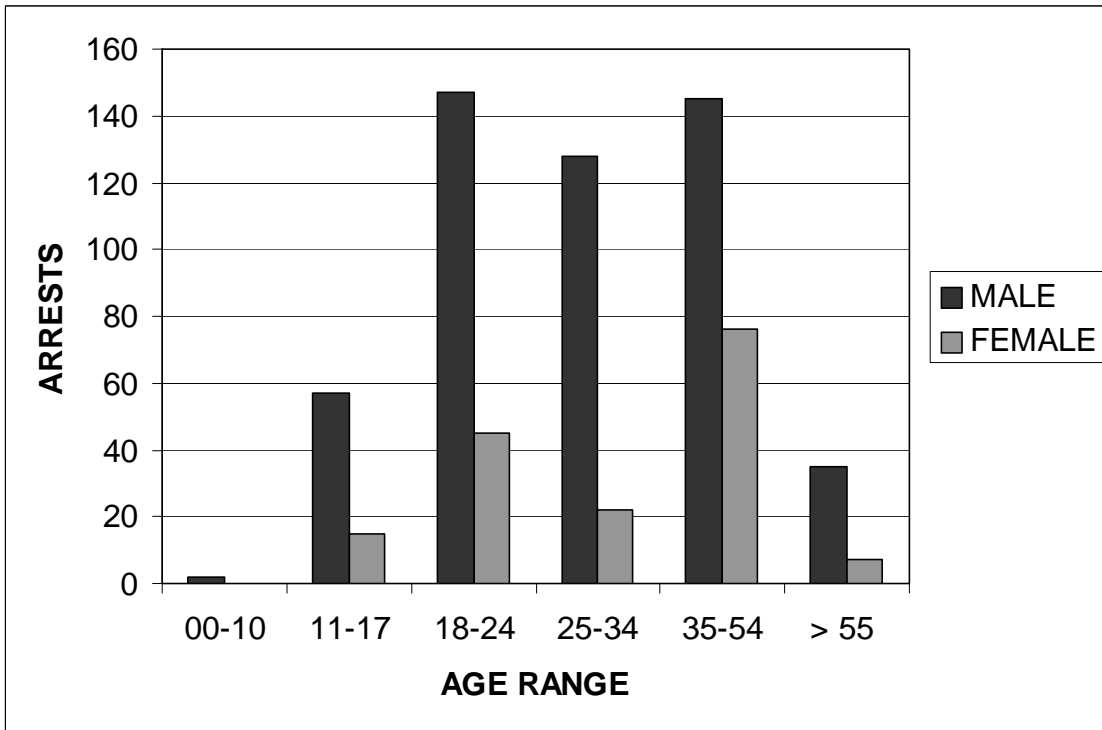
WEAPONS INVOLVED IN OFFENSES – FY 2009

Weapon Type	Occurrence(s)	Percentage
None	1,321	87.89%
Personal Weapons (Hands/Feet/Etc)	131	8.72%
Knife/Cutting Instrument	16	1.06%
Blunt Object	13	0.86%
Other	12	0.80%
Motor Vehicle	4	0.27%
Handgun	3	0.20%
Firearm (Unspecified)	2	0.13%
Other Firearm	1	0.07%
Total Occurrences	1,503	100.00%

**PALMER POLICE DEPARTMENT
ARRESTEE RACE AND SEX BY AGE – FY 2009**

RACE/SEX	ARRESTEE AGE GROUP						TOTALS	Hispanic
	00-10	11-17	18-24	25-34	35-54	> 55		
Asian/Pacific Islander								
Female	0	0	0	0	0	0	0	0
Male	0	0	0	0	0	0	0	0
Unknown	0	0	0	0	0	0	0	0
Black								
Female	0	1	2	0	2	0	5	0
Male	0	4	6	7	12	1	30	7
Unknown	0	0	0	0	0	0	0	0
American Indian/Alaskan Native								
Female	0	0	0	0	0	0	0	0
Male	0	0	0	0	0	0	0	0
Unknown	0	0	0	0	0	0	0	0
Unknown								
Female	0	0	0	0	0	0	0	0
Male	0	0	0	0	0	0	0	0
Unknown	0	0	0	0	0	0	0	0
White								
Female	0	14	43	22	74	7	160	4
Male	2	53	141	121	133	34	484	8
Unknown	0	0	0	0	0	0	0	0
TOTALS	2	72	192	150	221	42	679	19

ARRESTEE BY AGE AND SEX (GRAPH) – FY 2009

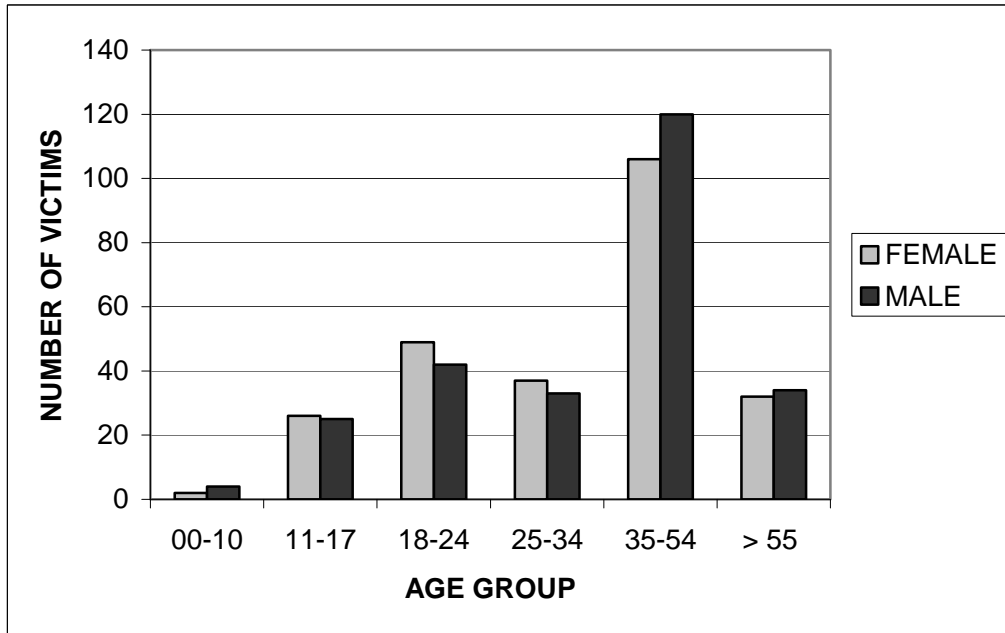


PALMER POLICE DEPARTMENT

VICTIMS BY AGE / SEX / RACE – FY 2009

RACE/SEX	AGE GROUP						TOTALS	Hispanic
	00-10	11-17	18-24	25-34	35-54	> 55		
Asian/Pacific Islander								
Female	0	0	1	0	0	0	1	0
Male	0	0	0	0	5	0	5	0
Unknown	0	0	0	0	0	0	0	0
Black								
Female	0	1	1	2	1	0	5	0
Male	0	1	1	2	2	0	6	1
Unknown	0	0	0	0	0	0	0	0
American Indian/Alaskan Native								
Female	0	0	0	0	0	0	0	0
Male	0	0	0	0	0	0	0	0
Unknown	0	0	0	0	0	0	0	0
Unknown								
Female	0	0	0	0	0	0	0	0
Male	0	0	0	0	0	0	0	0
Unknown	0	0	0	0	0	0	0	0
White								
Female	2	25	47	35	105	32	246	2
Male	4	24	41	31	113	34	247	6
Unknown	0	0	0	0	0	0	0	0
TOTALS	6	51	91	70	226	66	510	9

VICTIMS BY AGE GROUP AND SEX (GRAPH) – FY 2009

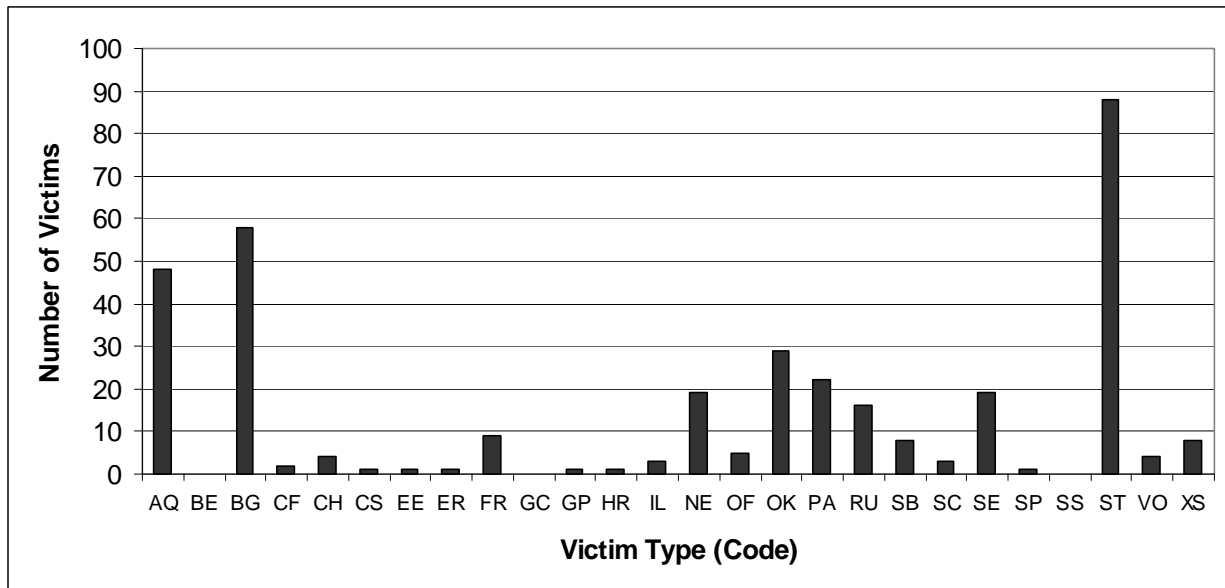


PALMER POLICE DEPARTMENT

RELATIONSHIP OF VICTIMS TO OFFENDERS – FY 2009

CODE	RELATIONSHIP	TOTALS	CODE	RELATIONSHIP	TOTALS
AQ	Acquaintance	58	NE	Neighbor	13
BE	Babysittee	0	OF	Other Family Member	7
BG	Boy/Girl Friend	64	OK	Otherwise Known	27
CF	Child of Boy/Girl Friend	1	PA	Parent	17
CH	Child	6	RU	Relationship Unknown	9
CS	Common-Law Spouse	0	SB	Sibling	8
EE	Employee	0	SC	Stepchild	3
ER	Employer	1	SE	Spouse	17
FR	Friend	9	SP	Stepparent	2
GC	Grandchild	0	SS	Stepsibling	0
GP	Grandparent	2	ST	Stranger	121
HR	Homosexual Relationship	2	VO	Victim was Offender	2
IL	In-Law	2	XS	Ex-Spouse	4
TOTALS					375

RELATIONSHIP OF VICTIMS TO OFFENDERS (GRAPH) – FY 2009



VICTIM INJURIES – FY 2009

Injury Type	Occurrence(s)	Percentage
None	86	48.86%
Apparent Minor Injury	76	43.18%
Possible Internal Injuries	4	2.27%
Severe Laceration	4	2.27%
Apparent Broken Bones	3	1.70%
Other Major Injury	3	1.70%
Total Occurrences	176	100.00%