

POLICE DEPARTMENT

From July 1, 2007 through June 30, 2008, the Palmer Police Department answered approximately 14,759 calls for service. From these calls, 1,712 criminal offenses were recorded and investigated. Additionally, 785 individuals were arrested and/or summoned to court. More than 1,893 traffic citations were issued and 381 traffic accidents, involving 610 operators, were investigated. These accidents resulted in injuries to 132 individuals, including one fatality. A complete statistical report of the year's activity follows this report.

The department is currently comprised of 19 full-time and 2 part-time police officers, who are supported by 6 full-time and one part-time non-sworn staff members.

The department received the following grants during this reporting period:

Community Policing Grant (Massachusetts Executive Office of Public Safety and Security) - \$38,000 to aid in the development, implementation, and maintenance of community policing programs and initiatives. Our programs include Rape Aggression Defense (RAD) training, bicycle patrols, targeted traffic enforcement patrols, seat belt enforcement, public presentations, and many others. We owe a debt of gratitude to our state senator, Stephen Brewer, and our representative, Todd Smola, who were instrumental in securing these funds for us.

Traffic Enforcement Grant (Governor's Highway Safety Bureau) - \$10,000 total award. \$7,000 used for speed, seat belt, drunk driving and red light enforcement as part of the state's "Click It or Ticket" and "You Drink – You Drive – You Lose" campaigns. \$3,000 used to purchase radar units and tint meters.

Financing The Repair, Renovation, And Construction Of Municipal Police Stations (Massachusetts Executive Office of Public Safety) - \$25,000 for the repair and renovation of the police section of the town building. Along with \$25,000 in matching funds provided by the town, these funds were used to renovate the Dispatch Center. New ergonomic dispatch consoles were installed, new flooring was installed, old and obsolete electrical wiring was removed, and the public lobby was made more secure by installing a more secure door, and bullet-proof plating and glass between the lobby and the dispatch center.

I would like to thank the staff of the Police Department for their dedication and commitment to their department and to their community. Statistically, we remain one of the busiest municipal police agencies in our area. We provide a high level of service with a substandard police facility and far fewer resources than many police departments of similar size. In spite of this, our staff remains true to their mission to provide professional services to the town.

I would also like to thank President Matthew Lovell and the members of the Town Council, former Town Manager Richard Fitzgerald, Interim Town Manager Patricia Kennedy, the town's fire departments and fire chiefs, acting DPW Director Richard Kaczmarczyk and his staff, and all the other town offices and departments for their support and cooperation throughout the year.

Respectfully Submitted,

Robert P. Frydryk
Chief of Police

**PALMER POLICE DEPARTMENT
OFFENSES BY MONTH – FY 2008**

OFFENSE (IBR)	FY 2008												JUN TOTALS
	JUL	AUG	SEP	OCT	NOV	DEC	JAN	FEB	MAR	APR	MAY	JUN	
ARSON			3	1					1				5
ASSAULT - AGGRAVATED	8	7		3	4	1	3	6	4	2	7	5	50
ASSAULT - SIMPLE	8	15	14	12	17	11	8	4	8	7	17	10	131
BAD CHECKS							1					1	2
BURGLARY / BREAKING AND ENTERING	12	11	6	11	4	9	12	9	7	5	9	6	101
COUNTERFEITING / FORGERY		2	1		2		1		1				7
CREDIT CARD / ATM FRAUD			1										1
DESTRUCTION / DAMAGE / VANDALISM	8	9	16	15	6	19	11	9	9	14	10	6	132
DISORDERLY CONDUCT	8	5	7	5	2	5	9	12	3	8	19	8	91
DRIVING UNDER THE INFLUENCE	8	1	2	2	6	2	1	4	1	4	1		32
DRUG / NARCOTIC VIOLATIONS	7	2	2	3	5	1	7	5	3	6	42	4	87
DRUG EQUIPMENT VIOLATIONS				1									1
DRUNKENNESS	22	14	17	15	12	18	7	14	8	14	20	8	169
EMBEZZLEMENT			1									1	2
FALSE PRETENSES / SWINDLE	1		2			1	2		2				8
FORCIBLE FONDLING		1					1		1				3
FORCIBLE RAPE			2		1								3
IMPERSONATION		3		1	1						2		7
INTIMIDATION		2	6	1	9	5	1	4	2	4	5	3	42
LIQUOR LAW VIOLATIONS	7		15	1		13			2	1	1	2	42
MOTOR VEHICLE THEFT	4		2		2	1			2	3	1	1	16
MURDER AND NONNEGLIGENT MANSLAUGHTER	1												1
PORNOGRAPHY / OBSCENE MATERIAL	2												2
PURSE-SNATCHING						1			1				2
ROBBERY	2				1		1						4
RUNAWAY								1		2			3
SEXUAL ASSAULT WITH AN OBJECT	1								1				2
SHOPLIFTING		1	2			2				5	2	1	13
STOLEN PROPERTY OFFENSES		1		1					2	1	1		6
THEFT FROM BUILDING	1		2	5	6		6		1		1		22
THEFT FROM MOTOR VEHICLE	1		1	3	3	2	2	4	9	2	2	5	34
THEFT OF MOTOR VEHICLE PARTS/ACCESSORIES		3	3	4			4	1	4	1		2	22
TRAFFIC, TOWN BY-LAW OFFENSES	43	23	27	38	53	31	33	22	28	35	31	12	376
TRESPASS OF REAL PROPERTY	5	6	2	1	2	6	1	1	2	5	3		34
WEAPON LAW VIOLATIONS	1				9	2			1	1	1		15
ALL OTHER LARCENY	8	9	10	7	8	8	3	3	12	8	5	7	88
ALL OTHER OFFENSES	14	14	20	8	14	10	13	11	14	8	14	16	156
TOTALS	172	129	164	138	167	148	127	110	129	136	194	98	1,712

**PALMER POLICE DEPARTMENT
PRIMARY ARRESTING OFFENSE BY MONTH – FY 2008**

OFFENSE (IBR)	FY 2008												TOTALS
	JUL	AUG	SEP	OCT	NOV	DEC	JAN	FEB	MAR	APR	MAY	JUN	
ASSAULT - AGGRAVATED	4	3	0	0	2	0	1	3	5	1	3	3	25
ASSAULT - SIMPLE	6	9	8	9	13	4	7	0	5	6	9	7	83
BURGLARY / BREAKING AND ENTERING	1	2	0	0	0	1	0	3	2	1	0	3	13
COUNTERFEITING / FORGERY	0	0	0	0	0	0	1	0	0	0	0	0	1
CREDIT CARD / ATM FRAUD	0	0	2	0	0	0	0	0	0	0	0	0	2
DESTRUCTION / DAMAGE / VANDALISM	1	0	2	6	0	12	0	0	1	0	2	3	27
DISORDERLY CONDUCT	3	2	3	1	0	2	5	7	2	4	6	3	38
DRIVING UNDER THE INFLUENCE	7	0	2	1	5	2	1	3	1	4	1	0	27
DRUG / NARCOTIC VIOLATIONS	6	3	3	2	3	4	6	5	6	5	19	3	65
DRUG EQUIPMENT VIOLATIONS	0	0	0	1	0	0	0	0	0	0	0	0	1
DRUNKENNESS	22	14	17	15	12	18	7	14	8	14	20	8	169
FALSE PRETENSES / SWINDLE	0	0	0	0	0	0	0	0	0	1	0	0	1
FORCIBLE FONDLING	0	1	0	0	0	0	0	0	0	0	0	0	1
FORCIBLE RAPE	0	0	1	0	0	0	0	0	0	0	0	0	1
INTIMIDATION	0	0	0	0	2	1	0	0	0	1	0	1	5
LIQUOR LAW VIOLATIONS	5	0	7	1	0	14	0	0	1	0	1	24	53
MOTOR VEHICLE THEFT	1	0	0	0	0	0	0	0	0	0	0	0	1
RUNAWAY	0	0	0	0	0	0	0	0	0	2	0	0	2
SEXUAL ASSAULT WITH AN OBJECT	0	0	0	0	0	0	0	0	1	0	0	0	1
SHOPLIFTING	0	1	1	0	0	1	0	1	0	3	2	0	11
STOLEN PROPERTY OFFENSES	0	1	0	1	1	0	0	0	0	1	0	1	5
THEFT FROM BUILDING	0	0	0	0	1	0	0	0	0	0	0	1	2
THEFT OF MOTOR VEHICLE PARTS/ACCESSORIES	0	0	0	0	0	0	0	2	0	0	0	0	2
TRAFFIC, TOWN BY-LAW OFFENSES	11	7	9	15	16	17	12	7	10	9	14	7	134
TRESPASS OF REAL PROPERTY	4	4	1	0	1	0	0	0	2	1	2	0	15
WEAPON LAW VIOLATIONS	1	0	0	0	2	1	0	0	0	1	1	0	6
ALL OTHER LARCENY	0	1	0	0	1	0	0	0	4	0	0	2	8
ALL OTHER OFFENSES	4	9	11	6	5	8	10	8	8	5	7	7	88
TOTALS	76	57	67	58	64	85	50	53	56	59	87	73	785

PALMER POLICE DEPARTMENT

OFFENSES (IN ARRESTS) BY AGE GROUP – FY 2008

OFFENSE	OFFENDER AGE RANGE						TOTALS
	00-10	11-17	18-24	25-34	35-54	> 55	
ASSAULT - AGGRAVATED	1	7	6	5	6		25
ASSAULT - SIMPLE		10	20	18	31	4	83
BURGLARY / BREAKING AND ENTERING			2	7	3	1	13
COUNTERFEITING / FORGERY					1		1
CREDIT CARD / ATM FRAUD				2			2
DESTRUCTION / DAMAGE / VANDALISM		15	3	6	2	1	27
DISORDERLY CONDUCT		3	8	11	15	1	38
DRIVING UNDER THE INFLUENCE			5	5	12	5	27
DRUG / NARCOTIC VIOLATIONS		19	24	12	9	1	65
DRUG EQUIPMENT VIOLATIONS				1			1
DRUNKENNESS		2	45	31	83	8	169
FALSE PRETENSES / SWINDLE		1					1
FORCIBLE FONDLING					1		1
FORCIBLE RAPE				1			1
INTIMIDATION			1	1	3		5
LIQUOR LAW VIOLATIONS		26	27				53
MOTOR VEHICLE THEFT					1		1
RUNAWAY		2					2
SEXUAL ASSAULT WITH AN OBJECT		1					1
SHOPLIFTING		1	5	2	1		9
STOLEN PROPERTY OFFENSES		2	1		2		5
THEFT FROM BUILDING			1		1		2
THEFT OF MOTOR VEHICLE PARTS/ACCESSORIES		2					2
TRAFFIC, TOWN BY-LAW OFFENSES		6	37	35	48	8	134
TRESPASS OF REAL PROPERTY		2	2	1	8	2	15
WEAPON LAW VIOLATIONS		1	1	2	2		6
ALL OTHER LARCENY		3	2		3		8
ALL OTHER OFFENSES		6	15	28	35	4	88
TOTALS	1	109	205	168	267	35	785

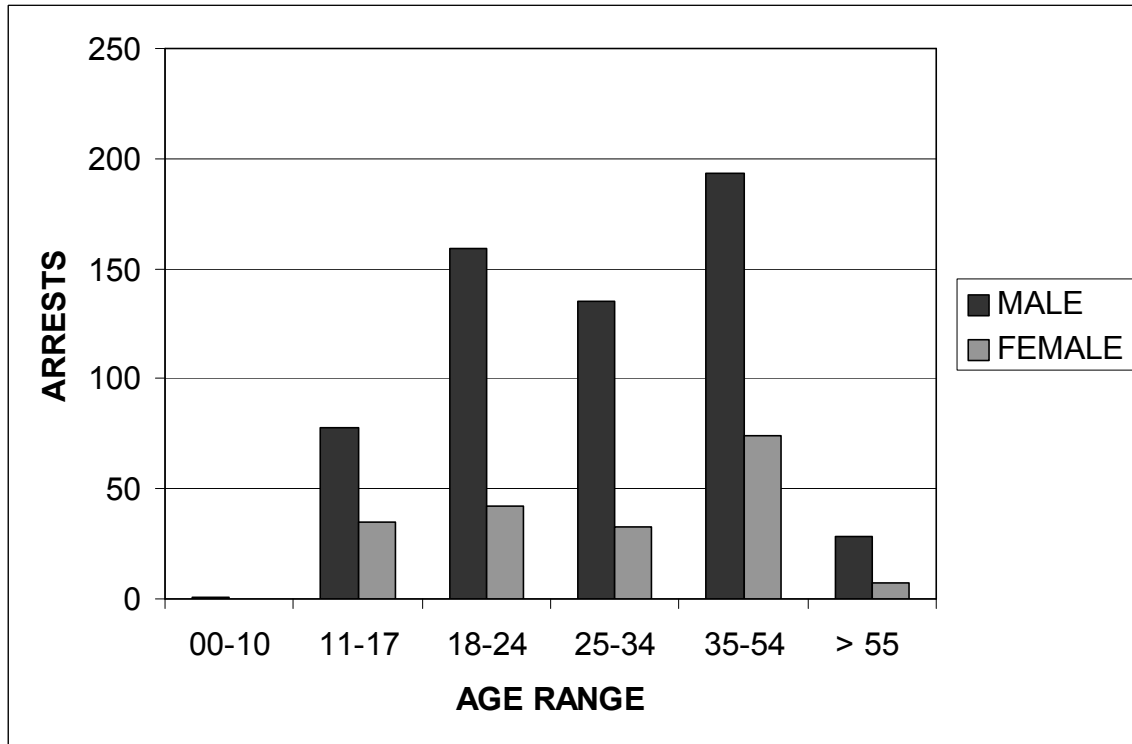
WEAPONS INVOLVED IN OFFENSES – FY 2008

Weapon Type	Occurrence(s)	Percentage
None	1,509	88.14%
Personal Weapons (Hands/Feet/Etc)	130	7.59%
Knife/Cutting Instrument	22	1.29%
Blunt Object	17	0.99%
Other	17	0.99%
Rifle	4	0.23%
Shotgun	4	0.23%
Unknown	3	0.18%
Handgun	2	0.12%
Motor Vehicle	2	0.12%
Firearm (Unspecified)	2	0.12%
Total Occurrences	1,712	100.00%

**PALMER POLICE DEPARTMENT
ARRESTEE RACE AND SEX BY AGE – FY 2008**

RACE/SEX	AGE GROUP						TOTALS	Hispanic
	00-10	11-17	18-24	25-34	35-54	> 55		
Asian/Pacific Islander								
Female	0	0	0	0	0	0	0	0
Male	0	0	0	0	1	0	1	0
Unknown	0	0	0	0	0	0	0	0
Black								
Female	0	0	1	0	1	0	2	0
Male	0	2	3	8	5	1	19	2
Unknown	0	0	0	0	0	0	0	0
American Indian/Alaskan Native								
Female	0	0	0	0	0	0	0	0
Male	0	0	0	0	1	0	1	0
Unknown	0	0	0	0	0	0	0	0
Unknown								
Female	0	0	0	0	0	0	0	0
Male	0	0	0	0	0	0	0	0
Unknown	0	0	0	0	0	0	0	0
White								
Female	0	35	41	33	73	7	189	18
Male	1	76	156	127	186	27	573	7
Unknown	0	0	0	0	0	0	0	2
TOTALS	1	113	201	168	266	35	785	29

ARRESTEE BY AGE AND SEX (GRAPH) – FY 2008

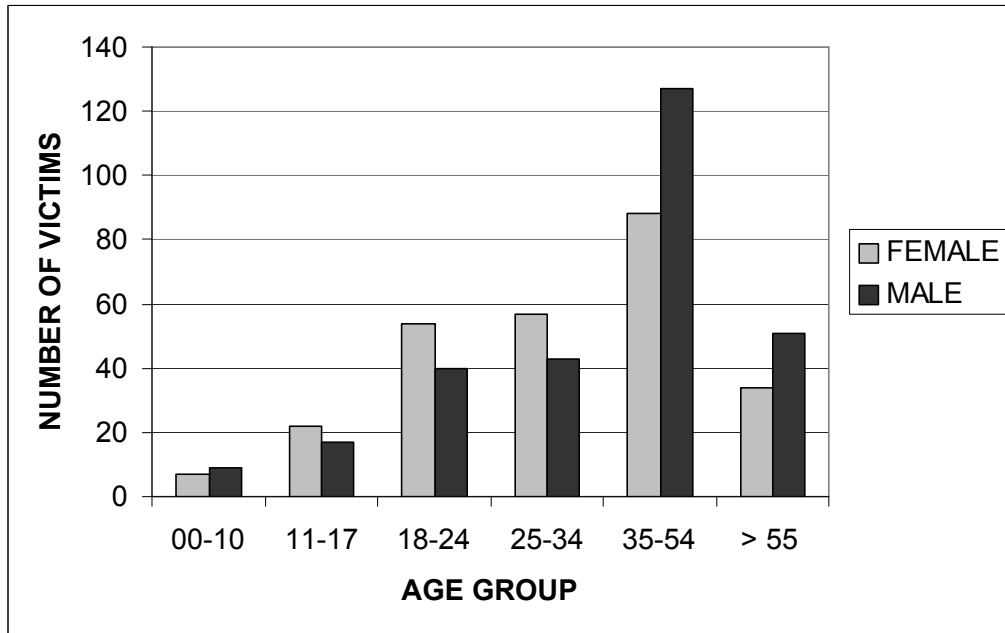


PALMER POLICE DEPARTMENT

VICTIMS BY AGE / SEX / RACE – FY 2008

RACE/SEX	AGE GROUP						TOTALS	Hispanic
	00-10	11-17	18-24	25-34	35-54	> 55		
Asian/Pacific Islander								
Female	0	0	0	1	1	0	2	0
Male	0	0	0	0	0	0	0	0
Unknown	0	0	0	0	0	0	0	0
Black								
Female	0	1	4	1	1	0	7	0
Male	0	0	0	1	0	0	1	0
Unknown	0	0	0	0	0	0	0	0
American Indian/Alaskan Native								
Female	0	0	0	0	0	0	0	0
Male	0	0	0	0	0	0	0	0
Unknown	0	0	0	0	0	0	0	0
Unknown								
Female	0	0	0	0	0	0	0	0
Male	0	0	0	0	0	0	0	0
Unknown	0	0	0	0	0	0	0	0
White								
Female	7	21	50	55	86	34	253	2
Male	9	17	40	42	127	51	286	7
Unknown	0	0	0	0	0	0	0	0
TOTALS	16	39	94	100	215	85	549	9

VICTIMS BY AGE GROUP AND SEX (GRAPH) – FY 2007

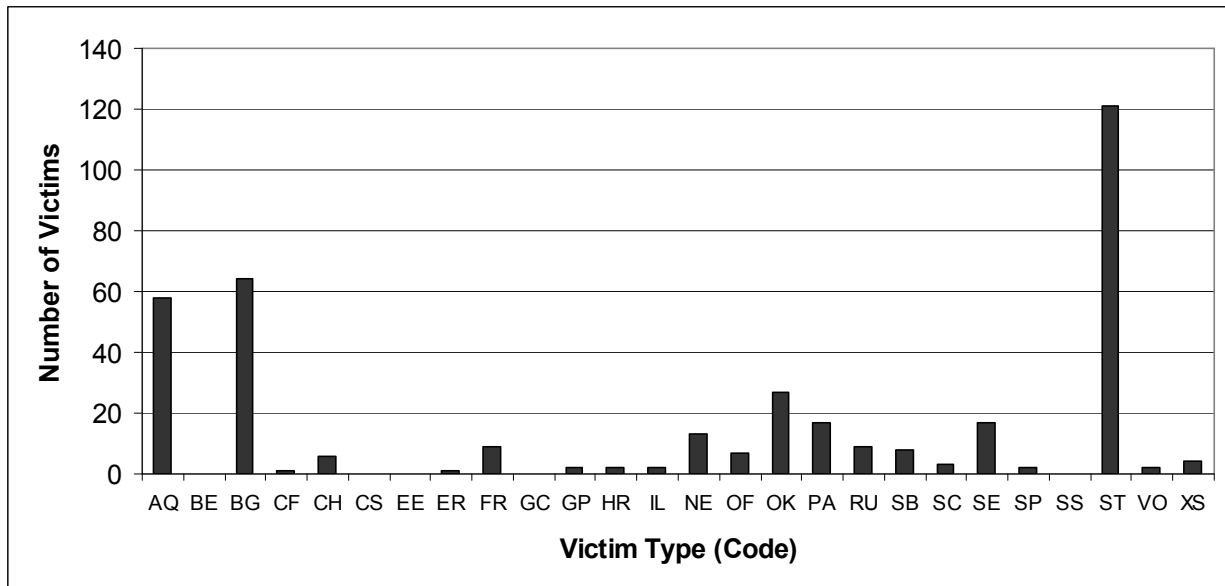


PALMER POLICE DEPARTMENT

RELATIONSHIP OF VICTIMS TO OFFENDERS – FY 2008

CODE	RELATIONSHIP	TOTALS	CODE	RELATIONSHIP	TOTALS
AQ	Acquaintance	58	NE	Neighbor	13
BE	Babysittee	0	OF	Other Family Member	7
BG	Boy/Girl Friend	64	OK	Otherwise Known	27
CF	Child of Boy/Girl Friend	1	PA	Parent	17
CH	Child	6	RU	Relationship Unknown	9
CS	Common-Law Spouse	0	SB	Sibling	8
EE	Employee	0	SC	Stepchild	3
ER	Employer	1	SE	Spouse	17
FR	Friend	9	SP	Stepparent	2
GC	Grandchild	0	SS	Stepsibling	0
GP	Grandparent	2	ST	Stranger	121
HR	Homosexual Relationship	2	VO	Victim was Offender	2
IL	In-Law	2	XS	Ex-Spouse	4
TOTALS					375

RELATIONSHIP OF VICTIMS TO OFFENDERS (GRAPH) – FY 2008



VICTIM INJURIES – FY 2008

Injury Type	Occurrence(s)	Percentage
None	108	56.25%
Apparent Minor Injury	73	38.02%
Severe Laceration	5	2.60%
Possible Internal Injuries	3	1.56%
Other Major Injury	2	1.04%
Unconsciousness	1	0.52%
Total Occurrences	192	100.00%