

POLICE DEPARTMENT

From July 1, 2006 through June 30, 2007, the Palmer Police Department answered approximately 15,446 calls for service. From these calls, 1,734 criminal offenses were recorded and investigated. Additionally, 763 individuals were arrested and/or summoned to court. More than 2,008 traffic citations were issued and 381 traffic accidents investigated. These accidents resulted in injuries to 170 individuals. No traffic fatalities occurred during this reporting period. A complete statistical report of the year's activity follows this report.

The department is currently comprised of 20 full-time and 2 part-time police officers, who are supported by 6 full-time and one part-time non-sworn staff members.

The department received the following grants during this reporting period:

Community Policing Grant (Massachusetts Executive Office of Public Safety) - \$38,000 to aid in the development, implementation, and maintenance of community policing programs and initiatives. Our programs include citizen and student police academies, bicycle patrols, targeted traffic enforcement patrols, seat belt enforcement and many others. We owe a debt of gratitude to our state senator, Stephen Brewer, and our representative, Todd Smola, who were instrumental in securing these funds for us.

Traffic Enforcement Grant (Governor's Highway Safety Bureau) - \$8,400 to be used for speed, seat belt, drunk driving and red light enforcement as part of the state's "Click It or Ticket" and "You Drink – You Drive – You Lose" campaigns.

Edward J. Byrne Memorial Justice Assistance Grant Program (Massachusetts Executive Office of Public Safety) - \$30,000 for the purchase and maintenance of a Live Scan fingerprint device. This device allows the department to take electronic fingerprints of people in custody. These electronic fingerprints are then sent immediately to the Massachusetts State Police and the FBI where they are compared to the fingerprint databases of these agencies. Once compared, the identity of the arrested person is immediately confirmed, and the department is notified of any outstanding warrants that exist nationwide.

I would like to thank the staff of the Police Department for their dedication and commitment to their department and to their community, especially during these tight fiscal times, when resources are scarce, but demands for their services are high. Our police station is substandard, our fleet of cruisers is aging and not being replaced, and we continue to operate with less staff and equipment than we require. In spite of this, our staff remains true to their mission to provide professional services to the town.

Thanks, too, to President Barbara Barry and the members of the Town Council, Town Manager Richard Fitzgerald, the town's fire departments and fire chiefs, acting DPW Director Richard Kaczmarczyk and his staff, and all the other town offices and departments for their support and cooperation throughout the year.

Respectfully Submitted,

Robert P. Frydryk
Chief of Police

**PALMER POLICE DEPARTMENT
OFFENSES BY MONTH – FY 2007**

OFFENSE (IBR)	FY 2007												TOTALS
	JUL	AUG	SEP	OCT	NOV	DEC	JAN	FEB	MAR	APR	MAY	JUN	
ARSON	1	1	1	1	1		1						4
ASSAULT - AGGRAVATED	3	1	5	7	4	5	4	1	3	5	9		47
ASSAULT - SIMPLE	8	11	7	8	21	12	7	12	9	10	21	10	136
BAD CHECKS	2												2
BURGLARY / BREAKING AND ENTERING	12	12	8	11	7		5	5	11	4	3	14	92
COUNTERFEITING / FORGERY	4	2		8		4		1		2	1	2	22
CREDIT CARD / AUTOMATIC TELLER FRAUD								1		1	1	2	4
DESTRUCTION / DAMAGE / VANDALISM	10	10	10	24	16	10	12	3	14	5	17	11	142
DISORDERLY CONDUCT	1	2	9	6	4	4	7	2	11	15	10	10	81
DRIVING UNDER THE INFLUENCE	2	3	3	2	1	1	4	4	6	6	2	3	37
DRUG / NARCOTIC VIOLATIONS	3	3	4	6	1	1	3	3	2	8	6	7	47
DRUG EQUIPMENT VIOLATIONS		1											1
DRUNKENNESS	12	16	19	20	12	15	14	13	8	16	25	25	195
FALSE PRETENSES / SWINDLE		1		2	2	3		1	1	1	1	1	13
FAMILY OFFENSES, NONVIOLENT		1		2			1						4
FORCIBLE FONDLING	2										2		4
FORCIBLE RAPE			2	1								1	4
IMPERSONATION		2	2	2	4	1	2	1	1	2	2	1	16
INTIMIDATION	5	1	2	2	3	7	8	2	7	3	9	8	57
KIDNAPPING / ABDUCTION										1			1
LIQUOR LAW VIOLATIONS	4	1	2	3	1		1		1	1		2	16
MOTOR VEHICLE THEFT	3	4	4	1	4	2	5		2	1	4	1	27
MURDER AND NONNEGLIGENT MANSLAUGHTER									1				1
PORNOGRAPHY / OBSCENE MATERIAL		1											1
ROBBERY	1	4			1	1	1	2			3		12
RUNAWAY						1							1
SHOPLIFTING		1		2	2	1		2		2	3		13
STATUTORY RAPE		1				5							6
STOLEN PROPERTY OFFENSES			1		1	2	1		4	1	1	1	12
THEFT FROM BUILDING	7	3	6	7	7	7	1	5	3	1	8	3	58
THEFT FROM MOTOR VEHICLE	17	7	9	36	13	12	4	2	5	7	2		114
THEFT OF MOTOR VEHICLE PARTS/ACCESSORIES	4	2	1		1		1		1		3		13
TRAFFIC, TOWN BY-LAW OFFENSES	18	19	23	25	24	29	26	28	50	22	31	20	315
TRESPASS OF REAL PROPERTY	5	6	2	3	3	3	2	1	1	6	6	4	42
WEAPON LAW VIOLATIONS				2				7	2			2	13
ALL OTHER LARCENY	9	10	3	10	16	2	7	2	8	8	3	4	82
ALL OTHER OFFENSES	8	10	4	3	5	3	11	3	12	18	11	11	99
TOTALS	141	136	122	192	153	131	127	101	163	143	184	141	1,734

**PALMER POLICE DEPARTMENT
PRIMARY ARRESTING OFFENSE BY MONTH – FY 2007**

OFFENSE (IBR)	FY 2007												TOTALS
	JUL	AUG	SEP	OCT	NOV	DEC	JAN	FEB	MAR	APR	MAY	JUN	
ASSAULT - AGGRAVATED				3	4	2		1	3	3	4	1	21
ASSAULT - SIMPLE	7	7	6	6	10	7	4	11	8	7	13	8	94
BURGLARY / BREAKING AND ENTERING	2	3	2	4	1		1		2	2	1	2	20
COUNTERFEITING / FORGERY				2				1					3
DESTRUCTION / DAMAGE / VANDALISM	2			1	1	1				1			6
DISORDERLY CONDUCT	1	2	5	3	1	6	4	4	3	5	4	7	41
DRIVING UNDER THE INFLUENCE	1	2	3	2	1		3	3	5	6	2	2	30
DRUG / NARCOTIC VIOLATIONS	5	2	3	4		1	2	2	2	11	5	2	39
DRUNKENNESS	12	16	19	20	13	15	14	13	8	16	25	25	196
FALSE PRETENSES / SWINDLE				1			2		1				4
FAMILY OFFENSES, NONVIOLENT				1			1						2
FORCIBLE FONDLING								1					1
INTIMIDATION							2	1	2			1	6
KIDNAPPING / ABDUCTION										1			1
LIQUOR LAW VIOLATIONS	3	1	2		1		1			1		2	11
MOTOR VEHICLE THEFT		1						1	2				4
ROBBERY						1							1
RUNAWAY						1							1
SHOPLIFTING				1			1			3	3		9
STATUTORY RAPE						1							1
STOLEN PROPERTY OFFENSES												2	2
THEFT FROM BUILDING					1	5					3		9
THEFT FROM MOTOR VEHICLE					1					2	2		5
THEFT OF MOTOR VEHICLE PARTS/ACCESSORIES									1				1
TRAFFIC, TOWN BY-LAW OFFENSES	7	9	8	10	8	13	12	10	12	6	14	10	119
TRESPASS OF REAL PROPERTY	8	3	2		2	1		1		5	1	3	26
WEAPON LAW VIOLATIONS				1					1				2
ALL OTHER LARCENY		3		1		1		1	1	3		3	13
ALL OTHER OFFENSES	6	6	4	11	10	7	10	3	13	11	8	6	95
TOTALS	54	55	54	71	54	63	57	49	64	83	85	74	763

PALMER POLICE DEPARTMENT

OFFENSES (IN ARRESTS) BY AGE GROUP – FY 2007

OFFENSE	OFFENDER AGE RANGE						TOTALS
	00-10	11-17	18-24	25-34	35-54	> 55	
ASSAULT - AGGRAVATED		5	5	4	7		21
ASSAULT - SIMPLE		17	22	20	33	2	94
BURGLARY / BREAKING AND ENTERING		8	6	3	3		20
COUNTERFEITING / FORGERY			1	1	1		3
DESTRUCTION / DAMAGE / VANDALISM		1	2	1	2		6
DISORDERLY CONDUCT		10	14	7	9	1	41
DRIVING UNDER THE INFLUENCE			6	9	13	2	30
DRUG / NARCOTIC VIOLATIONS		13	13	6	7		39
DRUNKENNESS		5	43	37	104	7	196
FALSE PRETENSES / SWINDLE				2	2		4
FAMILY OFFENSES, NONVIOLENT					2		2
FORCIBLE FONDLING				1			1
INTIMIDATION		3	1	2			6
KIDNAPPING / ABDUCTION					1		1
LIQUOR LAW VIOLATIONS		7	4				11
MOTOR VEHICLE THEFT		2			2		4
ROBBERY			1				1
RUNAWAY		1					1
SHOPLIFTING		3		1	5		9
STATUTORY RAPE					1		1
STOLEN PROPERTY OFFENSES		2					2
THEFT FROM BUILDING		3	3	2	1		9
THEFT FROM MOTOR VEHICLE		1		2	2		5
THEFT OF MOTOR VEHICLE PARTS/ACCESSORIES				1			1
TRAFFIC, TOWN BY-LAW OFFENSES		15	37	29	32	6	119
TRESPASS OF REAL PROPERTY		8	9	4	5		26
WEAPON LAW VIOLATIONS				1		1	2
ALL OTHER LARCENY		3	4	3	3		13
ALL OTHER OFFENSES		11	18	27	38	1	95
TOTALS	0	118	189	163	273	20	763

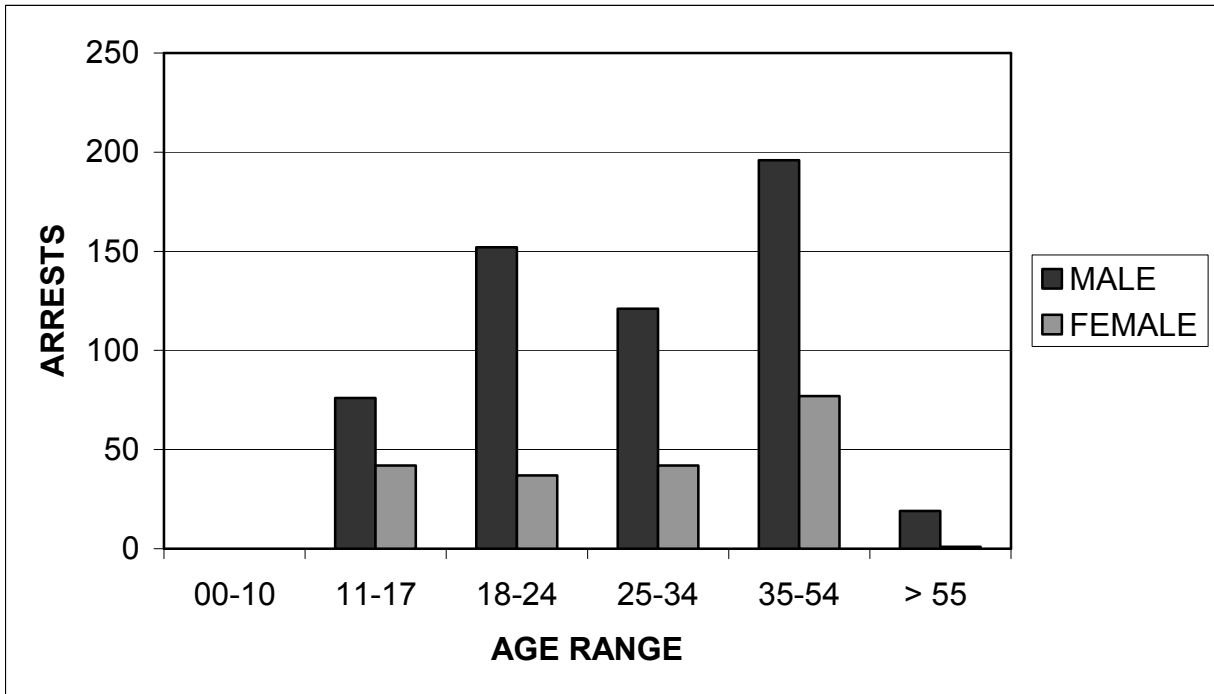
WEAPONS INVOLVED IN OFFENSES – FY 2007

Weapon Type	Occurrence(s)	Percentage
None	1527	88.06%
Personal Weapons (Hands/Feet/Etc)	133	7.67%
Knife/Cutting Instrument	17	0.98%
Handgun	14	0.81%
Blunt Object	14	0.81%
Other	14	0.81%
Motor Vehicle	6	0.35%
Firearm (Unspecified)	3	0.17%
Rifle	3	0.17%
Shotgun	3	0.17%
Total Occurrences	1,734	100.00%

**PALMER POLICE DEPARTMENT
ARRESTEE RACE AND SEX BY AGE – FY 2007**

RACE/SEX	AGE GROUP						TOTALS	Hispanic
	00-10	11-17	18-24	25-34	35-54	> 55		
Asian/Pacific Islander								
Female	0	0	0	1	0	0	1	0
Male	0	1	0	0	1	0	2	1
Unknown	0	0	0	0	0	0	0	0
Black								
Female	0	0	2	0	1	0	3	0
Male	0	3	4	9	7	1	24	4
Unknown	0	0	0	0	0	0	0	0
American Indian/Alaskan Native								
Female	0	0	0	0	0	0	0	0
Male	0	0	0	0	0	0	0	0
Unknown	0	0	0	0	0	0	0	0
Unknown								
Female	0	0	0	0	0	0	0	0
Male	0	0	0	0	0	0	0	0
Unknown	0	0	0	0	0	0	0	0
White								
Female	0	42	35	41	76	1	195	6
Male	0	72	148	112	188	18	538	26
Unknown	0	0	0	0	0	0	0	0
TOTALS	0	117	189	162	272	20	763	37

ARRESTEE BY AGE AND SEX (GRAPH) – FY 2007

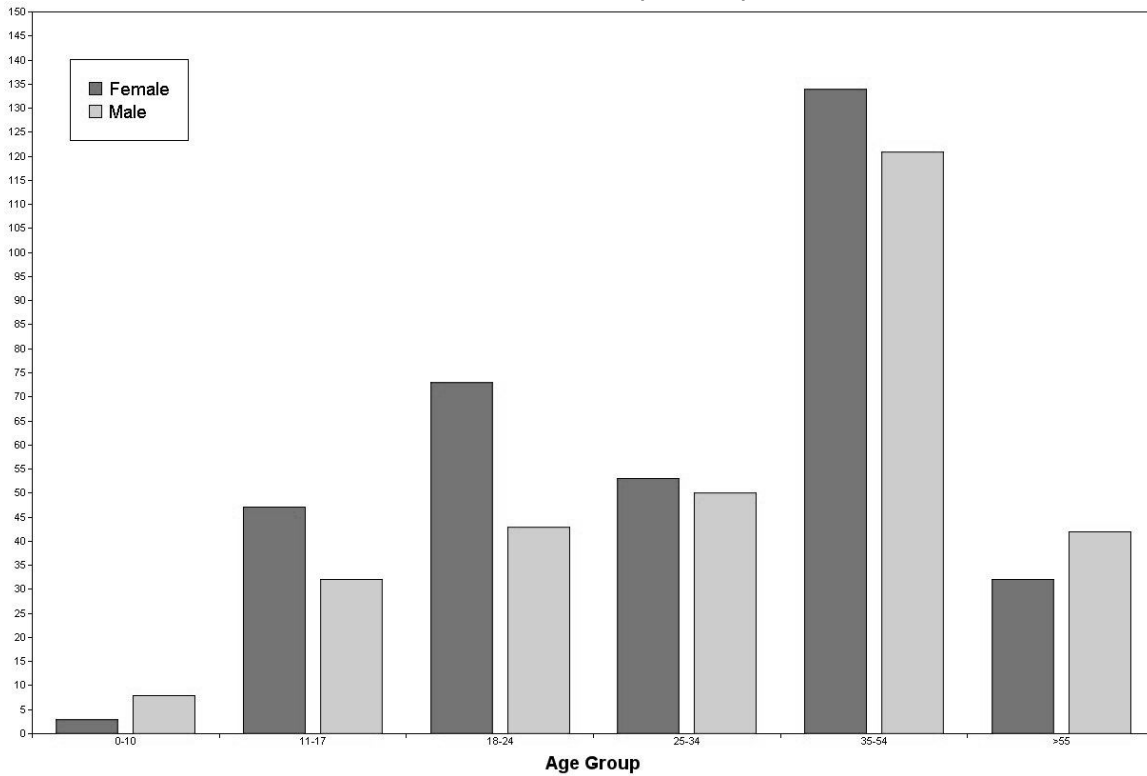


PALMER POLICE DEPARTMENT

VICTIMS BY AGE AND SEX – FY 2007

RACE/SEX	AGE GROUP						TOTALS	Hispanic
	00-10	11-17	18-24	25-34	35-54	> 55		
Asian/Pacific Islander								
Female	0	0	0	0	0	0	0	0
Male	0	0	0	0	0	0	0	0
Unknown	0	0	0	0	0	0	0	0
Black								
Female	0	0	2	0	1	0	3	0
Male	2	1	0	1	2	0	6	0
Unknown	0	0	0	0	0	0	0	0
American Indian/Alaskan Native								
Female	0	0	0	0	0	0	0	0
Male	0	0	0	0	0	0	0	0
Unknown	0	0	0	0	0	0	0	0
Unknown								
Female	0	0	0	1	2	0	3	0
Male	0	0	0	0	1	0	1	0
Unknown	0	0	0	0	0	0	0	0
White								
Female	3	47	71	52	131	32	336	5
Male	6	31	43	49	118	42	289	1
Unknown	0	0	0	0	0	0	0	0
TOTALS	11	79	116	103	255	74	638	6

VICTIMS BY AGE AND SEX (GRAPH) – FY 2007

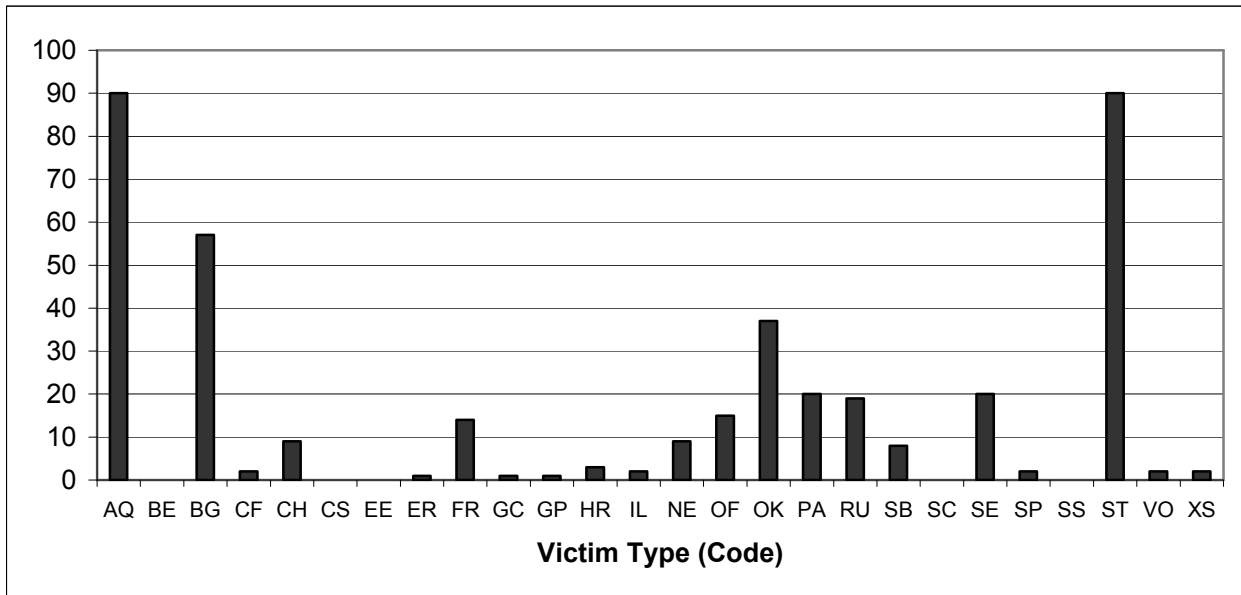


PALMER POLICE DEPARTMENT

RELATIONSHIP OF VICTIMS TO OFFENDERS – FY 2007

CODE	RELATIONSHIP	TOTALS	CODE	RELATIONSHIP	TOTALS
AQ	Acquaintance	90	NE	Neighbor	9
BE	Babysittee	0	OF	Other Family Member	15
BG	Boy/Girl Friend	57	OK	Otherwise Known	37
CF	Child of Boy/Girl Friend	2	PA	Parent	20
CH	Child	9	RU	Relationship Unknown	19
CS	Common-Law Spouse	0	SB	Sibling	8
EE	Employee	0	SC	Stepchild	0
ER	Employer	1	SE	Spouse	20
FR	Friend	14	SP	Stepparent	2
GC	Grandchild	1	SS	Stepsibling	0
GP	Grandparent	1	ST	Stranger	90
HR	Homosexual Relationship	3	VO	Victim was Offender	2
IL	In-Law	2	XS	Ex-Spouse	2
TOTALS					404

RELATIONSHIP OF VICTIMS TO OFFENDERS (GRAPH) – FY 2007



VICTIM INJURIES – FY 2007

Injury Type	Occurrence(s)	Percentage
None	102	50.00%
Apparent Minor Injury	90	44.12%
Severe Laceration	5	2.45%
Possible Internal Injuries	4	1.96%
Other Major Injury	2	0.98%
Unconsciousness	1	0.49%
Total Occurrences	204	100.00%