

POLICE DEPARTMENT

From January of 2005 through June of 2006, Palmer Police Department answered approximately 21,650 calls for service. From these calls, 2,356 criminal offenses were recorded and investigated. Additionally, 1,213 individuals were arrested and/or summoned to court. More than 3,300 traffic citations were issued and 644 traffic accidents investigated. These accidents resulted in injuries to 247 individuals, including 1 fatality. A complete statistical report of the year's activity follows this report.

The department is currently comprised of 20 full-time and 3 part-time police officers, who are supported by 6 full-time and one part-time non-sworn staff members. The town's bleak fiscal situation has resulted in the loss of one full-time officer and the elimination of part-time police patrols. For these reasons, there were occasions where our response to some calls for service was delayed.

The department received the following grants during this reporting period:

Community Policing Grant (Massachusetts Executive Office of Public Safety) - \$38,000 to aid in the development, implementation, and maintenance of community policing programs and initiatives. Our programs include citizen and student police academies, bicycle patrols, targeted traffic enforcement patrols, seat belt enforcement and many others. We owe a debt of gratitude to our state senator, Stephen Brewer, and our representative, Reed Hillman, who were instrumental in securing these funds for us.

Traffic Enforcement Grant (Governor's Highway Safety Bureau) - \$8,400 to be used for speed, seat belt, drunk driving and red light enforcement as part of the state's "Click It or Ticket" and "You Drink – You Drive – You Lose" campaigns.

I would like to thank the staff of the Police Department for their dedication and commitment to their department and to their community, especially during these tight fiscal times, when resources are scarce, but demands for their services are high.

Thanks, too, to the members of the Town Council, Town Manager Richard Fitzgerald, the town's fire departments and fire chiefs, acting DPW Director Richard Kaczmarczyk and his staff, and all the other town offices and departments for their cooperation throughout the year.

Finally, I want to thank the good citizens of Palmer who continue to support us and appreciate the job we do, particularly in these difficult fiscal times.

Respectfully Submitted,

Robert P. Frydryk
Chief of Police

**PALMER POLICE DEPARTMENT
OFFENSES BY MONTH - January 2005 thru June 2006**

	2005												2006						TOTALS
	JAN	FEB	MAR	APR	MAY	JUN	JUL	AUG	SEPT	OCT	NOV	DEC	JAN	FEB	MAR	APR	MAY	JUN	
ARSON				1		1			1		6			1	2	1		1	14
ASSAULT, AGGRAVATED	1	2	9		5	2	3	7	3	2	6	5			2	4	1	5	60
ASSAULT, SIMPLE	12	10	9	11	8	10	16	13	17	9	8	20			6	13	12	13	204
BAD CHECKS				2	1														3
BURGLARY / BREAKING AND ENTERING	2	7	11	3	7	3	9	5	4	4	22	10			5	6	10	8	137
COUNTERFEITING / FORGERY			2	3		3	5				1	1			1	9		1	25
CREDIT CARD / AUTOMATIC TELLER			1			1				4						1	1	1	9
DESTRUCTION / DAMAGE / VANDALISM	3	9	8	12	19	17	9	9	8	3	16	8			12	10	19	14	207
DISORDERLY CONDUCT	7	4	11	11	1	4	11	6	3	3	5	4			6	5	2	5	93
DRIVING UNDER THE INFLUENCE	2	5	4	5	3	2	1	3	5	4	3	4			4	3	3	3	54
DRUG / NARCOTIC VIOLATIONS	1	5	4	6	6	5	6	9	5	1	4	4			3	4	3	9	93
DRUG EQUIPMENT VIOLATIONS		2		2			1												5
DRUNKENNESS	19	14	10	8	20	22	14	16	23	18	15	11			14	12	6	6	254
FALSE PRETENSES / SWINDLE						1		1		1	4	1			2		3	1	17
FAMILY OFFENSES, NONVIOLENT									1										1
FORCIBLE FONDLING			1	2								1					1		6
FORCIBLE RAPE	1				1						1	1							5
IMPERSONATION					2					1									3
INTIMIDATION	6	3	3	6	1	5	4	1	4	3	4	5			4	4	5	3	70
KIDNAPPING / ABDUCTION																			2
LIQUOR LAW VIOLATIONS	3		2			3	2	1			4	15			1			2	34
MOTOR VEHICLE THEFT	3	2	1	6		3	5	3	3	3	3	3			1	1	2	1	40
PORNOGRAPHY / OBSCENE MATERIAL					1	1													2
ROBBERY			1	1	2						3				4	1	2	2	17
RUNAWAY											1						1		3
SEXUAL ASSAULT WITH AN OBJECT			1				1		1		1								5
SHOPLIFTING	1	3	4	1	4		1				1	1			1	1	1	1	21
STATUTORY RAPE					3											1			4
STOLEN PROPERTY OFFENSES				3	1		1			1	1	1					2	1	12
THEFT FROM BUILDING	3	4	1	4	1	2	1	1	1	1	1	2				1	2	2	31
THEFT FROM MOTOR VEHICLE	1	2	2	5	2	3	1	2	1	4	8				24	2	5	3	82
THEFT OF MV PARTS OR ACCESSORIES		1	1	3						1	2	1			1		2		14
TRAFFIC, TOWN BY-LAW OFFENSES	18	47	31	21	44	24	37	17	22	21	33	28			33	31	27	21	509
TRESPASS OF REAL PROPERTY			2	3	3		2	1	1		1	1			3	4	4	1	33
WEAPON LAW VIOLATIONS	1	1	3												4	3	6	2	21
ALL OTHER LARCENY	7	9	5	14	7	6	8	6	4	7	5	4			8	4	11	6	123
ALL OTHER OFFENSES	3	4	11	12	9	14	4	8	7	12	7	8			7	6	3	4	143
TOTALS	94	134	140	144	150	131	141	111	113	92	166	147	148	123	116	120	160	126	2356

**PALMER POLICE DEPARTMENT
PRIMARY ARRESTING OFFENSE BY MONTH - January 2005 thru June 2006**

	2005												2006						TOTALS
	JAN	FEB	MAR	APR	MAY	JUN	JUL	AUG	SEP	OCT	NOV	DEC	JAN	FEB	MAR	APR	MAY	JUN	
ARSON				1		2					4				2		1		10
ASSAULT, AGGRAVATED		1	4		3	2		5	1	1	3	1	1	1	3	1	1	2	30
ASSAULT, SIMPLE	9	6	3	8	7	7	9	8	13	7	3	9	6	5	4	7	9	6	126
BURGLARY / BREAKING AND ENTERING		10	1	4	1	1		1					1	7		1		1	28
COUNTERFEITING / FORGERY				1		2	1									1	1		6
CREDIT CARD / AUTOMATIC TELLER											1								1
DESTRUCTION / DAMAGE / VANDALISM	1		2	2	2	1	1	1	1		1	1		1		2		2	16
DISORDERLY CONDUCT	2	1	5	3	1	2	2	3	2	2	4		1	3	4	3	1	2	39
DRIVING UNDER THE INFLUENCE	2	5	4	5	3	2	2	3	6		2	3	4	3	3	3	3	3	53
DRUG / NARCOTIC VIOLATIONS		1	3	2	6	2	1	3	5	2	3		2	4	2	3	2	5	46
DRUG EQUIPMENT VIOLATIONS		1		1				1											3
DRUNKENNESS	20	15	10	9	20	23	15	16	23	18	15	11	14	14	16	6	13	6	264
FALSE PRETENSES / SWINDLE	1									1			1					1	4
FORCIBLE FONDLING				1															1
INTIMIDATION	1		1	1	1			1	1	1	1			1			1		7
LIQUOR LAW VIOLATIONS	3					4	3	2		4	15			18				2	51
MOTOR VEHICLE THEFT								1											1
ROBBERY				2						1			1		1			1	6
RUNAWAY										1				1		1			3
SEXUAL ASSAULT WITH AN OBJECT						1													1
SHOPLIFTING		2	1		3			1		1			1		1	1			11
STATUTORY RAPE					1														1
STOLEN PROPERTY OFFENSES		1		1	1										1		2	3	9
THEFT FROM BUILDING	1			1															2
THEFT FROM MOTOR VEHICLE				1							1								2
TRAFFIC, TOWN BY-LAW OFFENSES	18	20	25	8	25	18	18	12	15	11	9	10	15	11	10	9	16	12	262
TRESPASS OF REAL PROPERTY	1		1	3	1	1		2			3		1	3	1	4	1	1	23
WEAPON LAW VIOLATIONS	1		2												2	1	1	1	8
ALL OTHER LARCENY		3		1		2				2					1				9
ALL OTHER OFFENSES	8	4	16	7	10	10	14	7	10	12	4	8	10	15	10	15	15	15	190
TOTALS	68	70	78	61	84	76	69	62	80	56	56	62	58	87	58	57	68	63	1213

PALMER POLICE DEPARTMENT

OFFENSES (IN ARRESTS) BY AGE GROUP – January 2005 thru June 2006

	OFFENDER AGE GROUP						TOTALS
	00-10	11-17	18-24	25-34	35-54	> 55	
ARSON		3	3		4		10
ASSAULT, AGGRAVATED		10	3	8	6	3	30
ASSAULT, SIMPLE		7	31	30	55	3	126
BURGLARY / BREAKING AND ENTERI		11	10	5	2		28
COUNTERFEITING / FORGERY			2	3	1		6
CREDIT CARD / AUTOMATIC TELLER			1				1
DESTRUCTION / DAMAGE / VANDALISM		2	3	6	5		16
DISORDERLY CONDUCT		7	12	7	13		39
DRIVING UNDER THE INFLUENCE			8	13	27	5	53
DRUG / NARCOTIC VIOLATIONS		13	18	8	6	1	46
DRUG EQUIPMENT VIOLATIONS			2		1		3
DRUNKENNESS		6	52	53	142	11	264
FALSE PRETENSES / SWINDLE				2	2		4
FORCIBLE FONDLING					1		1
INTIMIDATION		1		3	3		7
LIQUOR LAW VIOLATIONS		36	13		2		51
MOTOR VEHICLE THEFT				1			1
ROBBERY		1		1	4		6
RUNAWAY		3					3
SEXUAL ASSAULT WITH AN OBJECT						1	1
SHOPLIFTING			1	2	8		11
STATUTORY RAPE			1				1
STOLEN PROPERTY OFFENSES		3	4	1	1		9
THEFT FROM BUILDING		1			1		2
THEFT FROM MOTOR VEHICLE				1		1	2
TRAFFIC, TOWN BY-LAW OFFENSES		14	85	60	97	6	262
TRESPASS OF REAL PROPERTY		4	3	8	8		23
WEAPON LAW VIOLATIONS		2	4		2		8
ALL OTHER LARCENY		4	2	1	2		9
ALL OTHER OFFENSES		18	43	44	76	9	190
TOTALS	0	146	301	257	469	40	1213

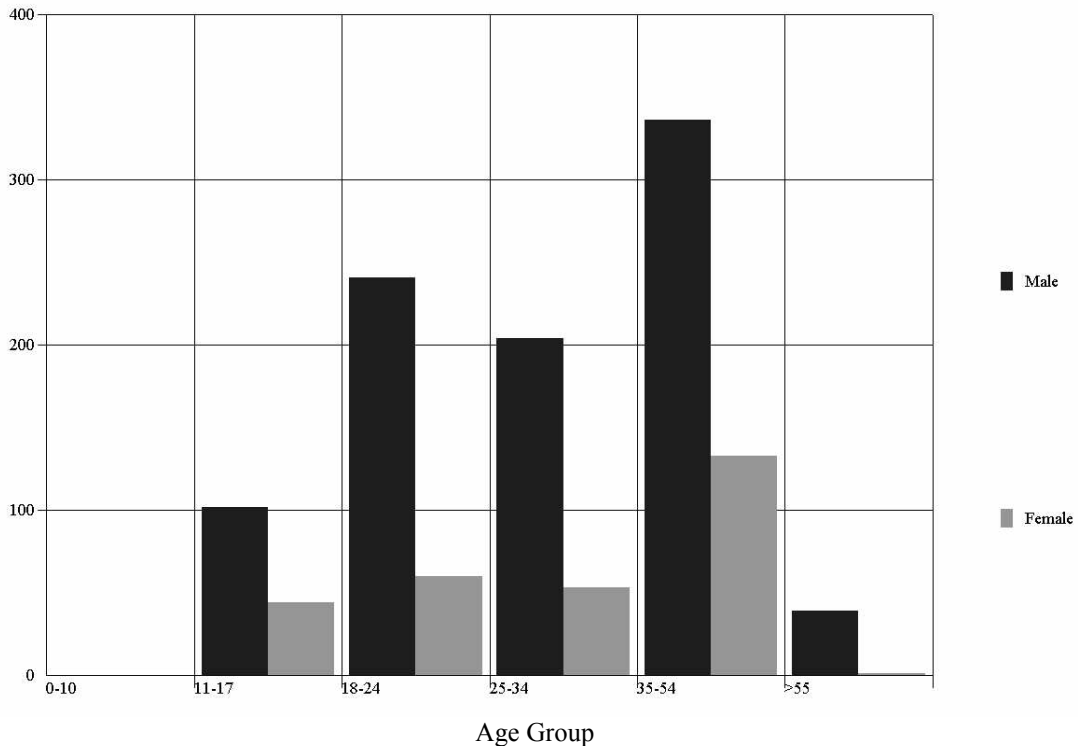
WEAPONS INVOLVED IN OFFENSES – January 2005 thru June 2006

Weapon Type	Occurrence(s)	Percentage
None	2054	87.11%
Personal Weapons (Hands/Feet/Etc)	217	9.20%
Knife/Cutting Instrument	19	0.81%
Other	18	0.76%
Blunt Object	15	0.64%
Handgun	8	0.34%
Shotgun	8	0.34%
Fire/Incendiary Device	3	0.13%
Firearm (Unspecified)	3	0.13%
Motor Vehicle	3	0.13%
Firearm (Unspecified Automatic)	2	0.08%
Handgun (Automatic)	2	0.08%
Other Firearm	2	0.08%
Unknown	2	0.08%
Asphyxiation (Drown/Strangle/Suffocate/Gas)	1	0.04%
Rifle	1	0.04%
Total Occurrences	2,358	100.00%

**PALMER POLICE DEPARTMENT
ARRESTEE RACE AND SEX BY AGE - January 2005 thru June 2006**

	00-10	11-17	18-24	25-34	35-54	> 55	TOTALS	Hispanic
White								
Male	0	101	228	195	320	38	882	25
Female	0	43	60	53	132	1	289	11
Unknown	0	0	0	0	0	0	0	0
Black								
Male	0	0	11	7	15	0	33	5
Female	0	1	0	0	1	0	2	0
Unknown	0	0	0	0	0	0	0	0
Asian/Pacific Islander								
Male	0	1	1	0	0	0	2	0
Female	0	0	0	0	0	0	0	0
Unknown	0	0	0	0	0	0	0	0
American Indian/Alaskan Native								
Male	0	0	1	2	1	1	5	4
Female	0	0	0	0	0	0	0	0
Unknown	0	0	0	0	0	0	0	0
Unknown								
Male	0	0	0	0	0	0	0	0
Female	0	0	0	0	0	0	0	0
Unknown	0	0	0	0	0	0	0	0
TOTALS	0	146	301	257	469	40	1213	45

ARRESTEE BY AGE AND SEX (GRAPH) – January 2005 thru June 2006

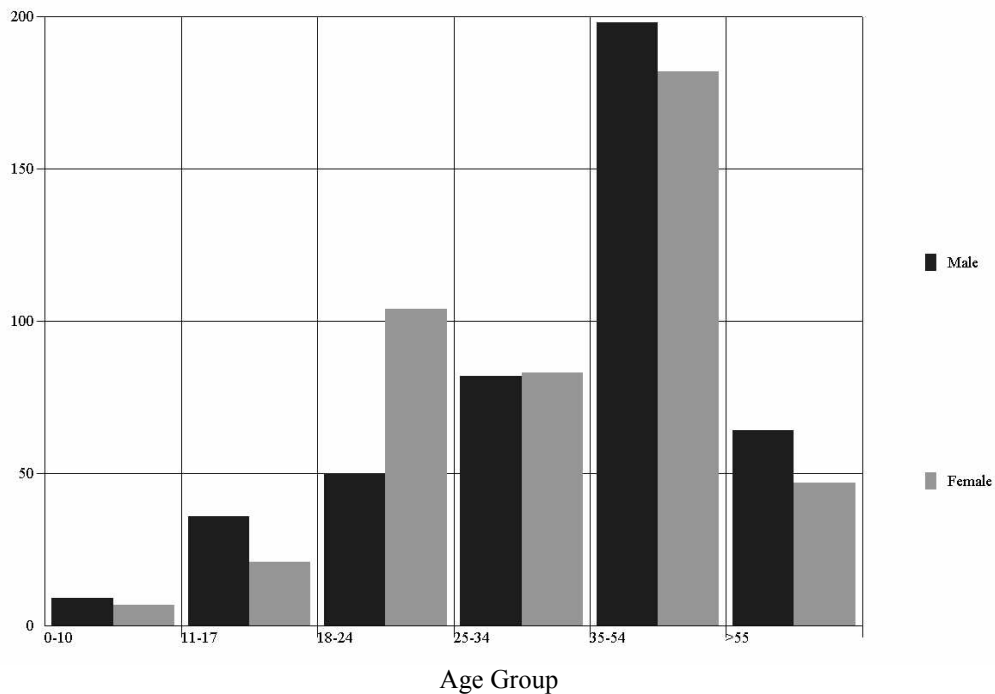


PALMER POLICE DEPARTMENT

VICTIM BY AGE AND SEX - January 2005 thru June 2006

	00-10	11-17	18-24	25-34	35-54	> 55	TOTALS	Hispanic
White								
Male	7	36	48	82	192	64	429	9
Female	6	21	104	82	176	47	436	5
Unknown	0	0	0	0	0	1	1	0
Black								
Male	0	0	2	0	2	0	4	0
Female	0	0	0	0	5	0	5	0
Unknown	0	0	0	0	0	0	0	0
Asian/Pacific Islander								
Male	0	0	0	0	1	0	1	0
Female	0	0	0	0	0	0	0	0
Unknown	0	0	0	0	0	0	0	0
American Indian/Alaskan Native								
Male	0	0	0	0	0	0	0	0
Female	0	0	0	0	1	0	1	0
Unknown	0	0	0	0	0	0	0	0
Unknown								
Male	2	0	0	0	3	0	5	1
Female	1	0	0	1	0	0	2	0
Unknown	0	0	0	0	0	2	2	0
TOTALS	16	57	154	165	380	114	886	15

VICTIM BY AGE AND SEX (GRAPH) – January 2005 thru June 2006

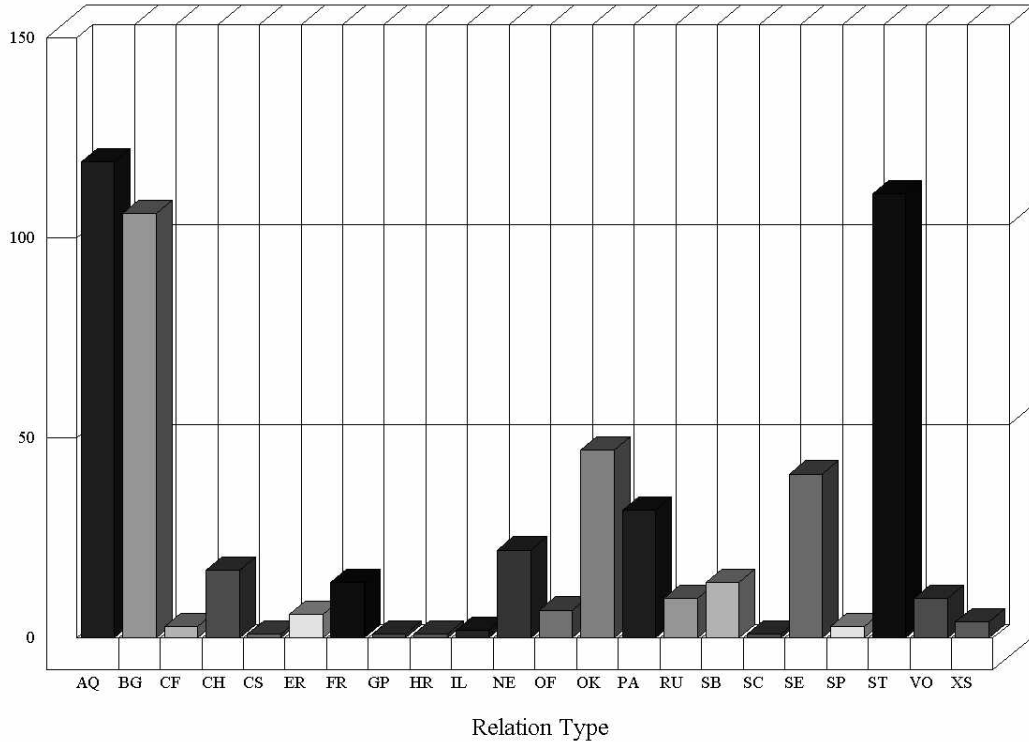


PALMER POLICE DEPARTMENT

RELATIONSHIP OF VICTIMS TO OFFENDERS – January 2005 thru June 2006

CODE	RELATIONSHIP	TOTALS	CODE	RELATIONSHIP	TOTALS
AQ	Acquaintance	119	NE	Neighbor	22
BE	Babysittee	0	OF	Other Family Member	7
BG	Boy/Girl Friend	106	OK	Otherwise Known	47
CF	Child of Boy/Girl Friend	3	PA	Parent	32
CH	Child	17	RU	Relationship Unknown	10
CS	Common-Law Spouse	1	SB	Sibling	14
EE	Employee	0	SC	Stepchild	1
ER	Employer	6	SE	Spouse	41
FR	Friend	14	SP	Stepparent	3
GC	Grandchild	0	SS	Stepsibling	0
GP	Grandparent	1	ST	Stranger	111
HR	Homosexual Relationship	1	VO	Victim was Offender	10
IL	In-Law	2	XS	Ex-Spouse	4
		TOTALS			572

RELATIONSHIP OF VICTIMS TO OFFENDERS (GRAPH) – January 2005 thru June 2006



VICTIM INJURIES – January 2005 thru June 2006

Injury Type	Occurrence(s)	Percentage
None	149	49.83%
Apparent Minor Injury	140	46.82%
Severe Laceration	4	1.34%
Possible Internal Injuries	3	1.00%
Other Major Injury	2	0.67%
Apparent Broken Bones	1	0.33%
Total Occurrences	299	100.00%